

PR1 X you

The ultimate collaboration



Entrepreneur One  
PR1X 

brother  
at your side





# ONE MACHINE...

*endless possibilities*


**Live free and create your own way with the PR1 single needle embroidery machine.**

Spread your wings across the expansive embroidery area. Ride in the fast lane with stitching speeds of up to 1,000 stitches per minute. Point the way to your own success with laser precision crosshair positioning.

- 300 x 200mm (12 x 8") embroidery area
- Compatibility with PR embroidery frame range
- Flexible working space with the free arm
- 495 built-in embroidery patterns
- 33 built-in embroidery fonts incl NEW 3D puff font
- Graffiti alphabet and designs
- Two built-in full Eastern European fonts
- Colour sorting function
- Crosshair laser positioning
- Two-point positioning
- Lower tension mechanism



**Entrepreneur One** PR1X 



# BE THE BOSS OF YOUR OWN *embroidery empire*

**With the PR1 at your side the freedom to create is all yours.**

## **Room to breathe**

With the 300 x 200mm embroidery area, you've got more space than ever to bring your ideas to life. Create larger and more intricate designs with ease with stitching speeds of up to 1,000 spm.

## **Work smarter, not harder**

Let your creativity flow without interruption with the PR1's colour sorting function. Designed to streamline the embroidery process, seamlessly change and re-order thread colours to match your vision.

## **Endless ideas**


With the PR1's free arm, your creative output knows no bounds. Embroider sleeves, cuffs, and other hard-to-reach areas effortlessly.


## **Edit on-screen**

Seamlessly navigate your way through any project. Edit and adjust your designs on-screen using the PR1's intuitive touchscreen interface.

## **You're the expert**

Stay ahead of the competition and expand your knowledge with on-going learning support from Brother. Access online video guides that'll help you get the most from your new machine, learn new techniques, and more.







### Flawless design, every time


Explore a world of creative potential with 495 built-in embroidery patterns. From elegant florals to modern geometrics, graffiti alphabet designs the PR1 has the perfect design for every project. Need something a little different? With the PR1's built-in USB port, it's not an issue – simply upload your own designs and start stitching.

### Make your mark

Go bespoke with the PR1's collection of 33 built-in embroidery fonts, including a brand-new 3D puff design. Add names, monograms, or personalised messages to your projects to give them a touch of individuality and leave a lasting impression. The PR1 also allows multiple lines of text to be entered without having to manually reposition, for faster, neater results.

### Colour fast

Create new colour combos on-screen by scrolling through built-in thread charts from all your favourite manufacturers. Simply choose the brand you're using, and the relevant colours will be displayed.



## Laser focus




Achieve pinpoint accuracy with the PR1's crosshair laser positioning feature. Designed with a longer horizontal range you can align your designs effortlessly, guaranteeing perfect placement on any fabric.

## Two points ahead

Take on any project with Brother's two-point positioning system. Whether you're working on delicate fabrics or thicker materials, this innovative feature ensures precise placement, giving you professional results every time.







### Stay low

Say goodbye to puckers and frustrating thread breakages. The PR1's lower tension mechanism helps you achieve impeccable stitch quality, even on challenging fabrics. Bring your creations to life with smooth, consistent stitching that exceeds expectations.

# FEATURES & functions

## **495 built-in patterns**

Wide variety of built-in designs including new alphabets, monograms, decorative, graffiti and more.

## **Four spool thread stand**

The handy four spool thread stand makes for quick and easy thread changes.

## **Large 300 x 200mm (12" x 9") embroidery area**

Create large-scale embroidery designs with no need to re-hoop.

## **Laser crosshair positioning**

See exactly where the needle will drop and adjust the position accurately with the built-in laser crosshair function.

## **Embroidery frames**

Included 300 x 200mm and 100 x 100mm embroidery frames. Compatible with a range of PR embroidery frames, including the innovative magnet frame\*. Keep your eye out for special PR1 optional accessory kits.

## **Lower tension**

Take on a wider range of projects – like delicate and stretchy fabrics.

## **Thread colour sorting**

Adjust the order in which multi-colour designs are stitched – reducing thread changes and speeding up the embroidery process.

## **Free-arm embroidery**

The open free arm makes working on tricky shirt pockets, sleeves, and jeans a piece of cake.

## **USB ports**

Upload new embroidery designs to the PR1 via USB.

## **Single colour pattern converter**

Push one button to transform a multicoloured design into a single colour motif.

## **33 built-in fonts**

New and updated fonts and alphabets, including a 3D puff and two full Eastern European fonts.

## **Graffiti alphabet**

Built-in graffiti alphabet and designs.

## **Large colour LCD touch screen**

Easily edit and adjust your designs on-screen using the intuitive touchscreen interface.

## **Independent bobbin winder**

The built-in independent bobbin winder allows you to wind a new bobbin while the machine is embroidering, saving you time and effort.

## **Needle threader**

The PR1's push-button needle threader makes it easier than ever to get started on your next design.

## **On-going learning support**

Access online video guides on our website and social media channels that'll help you get the most from your new machine.

## **Upper and lower thread sensors**

Upper and lower thread sensors alert you when a thread is broken or has run out.

## **Eliminate downtime**

Basic spare parts included for self-service.

\* Separate purchase necessary

# OPTIONAL *extras*

The PR1 is compatible with a wide range of optional accessories, giving you the freedom to unlock a world of personalisation and take your creativity even further with Brother.

## Apparel kit

Spread your stamp across your entire clothing range with the Apparel Kit. Including a sleeve frame, round frame and tubular frame table, sleeves, cuffs, arms and legs can be embroidered with ease.

## Sports kit

Get moving across a range of activewear with the Sports Kit. With cap frames and a clamp frame, logos, monograms and names can be added to clothes, caps, bags and more.

## Monogram kit

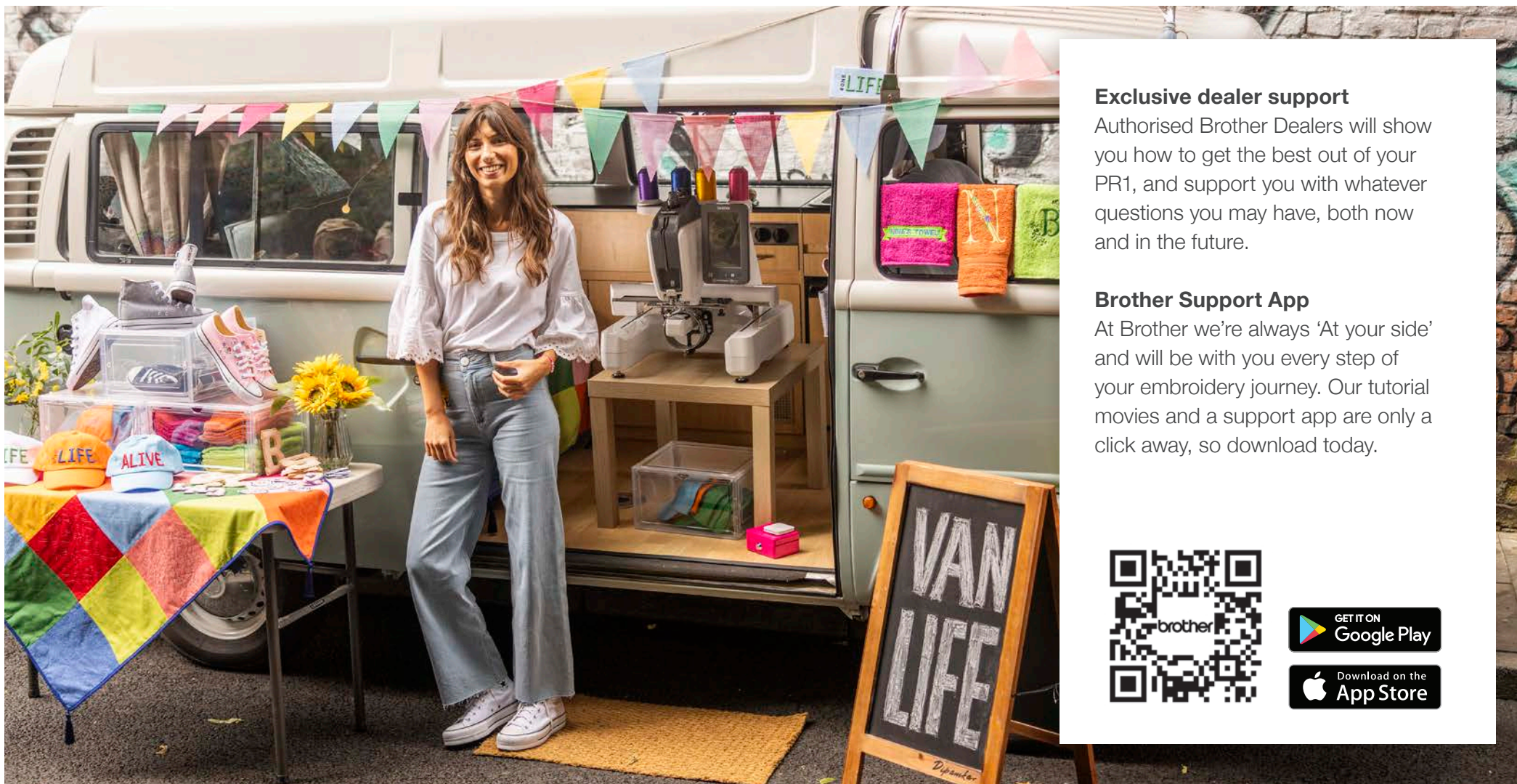
Add the personal touch with the Monogramming Kit. The clamp frame and compact frame set will give you flawless results on even the smallest of baby clothing.

## Consumables kit

Everything you need all in one place! Includes iron-on and water-soluble stabiliser, needles and pre-wound bobbins. A great set to get you started straight away, no matter your skill level.

To see the full range of optional accessories for the PR1, including wide table, magnetic frames and more, please visit [sewingcraft.brother.eu](http://sewingcraft.brother.eu).





### Exclusive dealer support

Authorised Brother Dealers will show you how to get the best out of your PR1, and support you with whatever questions you may have, both now and in the future.

### Brother Support App

At Brother we're always 'At your side' and will be with you every step of your embroidery journey. Our tutorial movies and a support app are only a click away, so download today.



For more information contact your dealer or visit [sewingcraft.brother.eu](http://sewingcraft.brother.eu)

Follow [brothersewinguk](https://www.instagram.com/brothersewinguk)  

### Contact:



Limited Warranty  
– 1 year only for  
business use

**brother**  
at your side