



**ZOJE**  
中捷

# 曲折缝缝纫机

ZIGZAG SEWING MACHINE

## 使用说明书 零件手册

OPERATION MANUAL  
PARTS BOOK

中国·中捷缝纫机股份有限公司  
ZOJE SEWING MACHINE CO., LTD.

# CONTENTS 目

1. Application.....	1
2. Secure operation.....	1
3. Caution before operation.....	1
4. Lubrication.....	1
5. Selection of needle and thread.....	2
6. Inserting of needle.....	2
7. Replacing bobbin.....	2
8. Thread the bobbin case.....	2
9. The installation of the bobbin.....	3
10. Thread surface stitches.....	3
11. Adjusting stitch length.....	4
12. Adjusting presser foot pressure.....	4
13. Adjusting needle thread tension.....	4
14. Regulate the length and tendion of take-up spring.....	4
15. Adjust bobbin thread tendion.....	5
16. Adjust needle position.....	5
17. The adjustment of horizontal distance.....	5
18. Locking unit for linear stitching.....	6
19. Assemblage of belt cover.....	6
20. Munt knee lifter.....	6
21. Modes of several sewing stitch and application of accessory.....	7
22. Maintain of machine.....	9
23. Main specification.....	9

## 一、用途

### 1. APPLICATION

该机广泛用作服装、床上用品、鞋帮、毛巾、壁毯等的薄、中、厚料曲折缝、曲折刺绣缝或直缝。

采用了高精度的机械传动和有效的膝控摆幅部件，确保了形成多种线缝的完美质量。

This series of zigzag sewing machine is used to zigzag, embroidery and lockstitch on thin, medium and thick material for garment, bed articles, shoes, towels and wall carpet.

Extra accurate mechanical transmission and knee-control swing range unit assure many kinds of perfect embroidery stitch.

## 二、安全操作事项

### 2. SECURE OPERATION

1. 操作人员须经适当培训并仔细阅读该使用说明书后，方可使用；

2. 使用机器时，安全装置必须安装齐全；

3. 当拆换机器部件（如：机针、压脚、针板、送料牙和梭心等），穿线、岗位上无操作人员或维修工时，必须关闭电源开关或拔下电源插头；

4. 机器的维修、调整等工作必须由专业技术人员进行；

5. 电气设备的使用必须由电工或专业技术人员进行。

1) The operator should be retained, and understand this manual very well before operating.

2) All security equipments should be fixed very well while running the machine.

3) Turn off the power or draw the power off, while unfixing sew accessories (like needle, presser foot, needle plate, feed dog and bobbin case), winding thread and no operator is at the workplace maintaining the machine.

4) Maintenance and adjustment of the machine should be carried by professional technician.

5) The electricity equipment should be managed by wireman or professional technician.

## 三、操作前的注意事项

### 3. CAUTION BEFORE OPERATION

为避免机器损坏，必须彻底注意下列事项：

1. 首次使用机器时，必须彻底清洗、充分加油；

2. 检查电机电压是否正常，连接相位是否正常；

3. 上轮一定要朝操作者方向运转。

To avoid the damage of machine, do care of the following:

1) Please clean the machine thoroughly, add enough oil before first usage.

2) Check the normalcy of voltage connecting oil before first usage.

3) The upper wheel should rotate in the direction facing the operator.

## 四、机器的润滑(图1、2)

### 4. LUBRICATION(Fig.1,2)

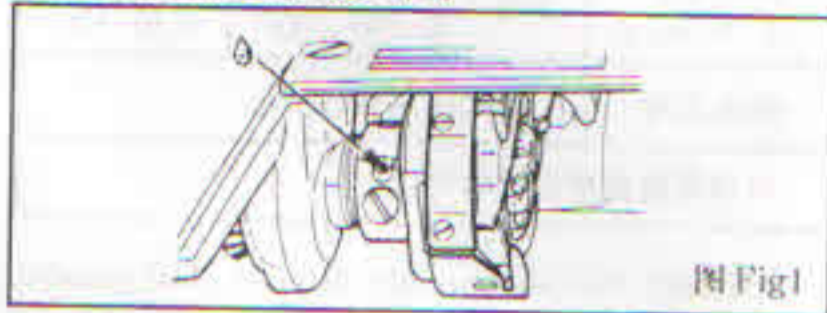


图 Fig.1

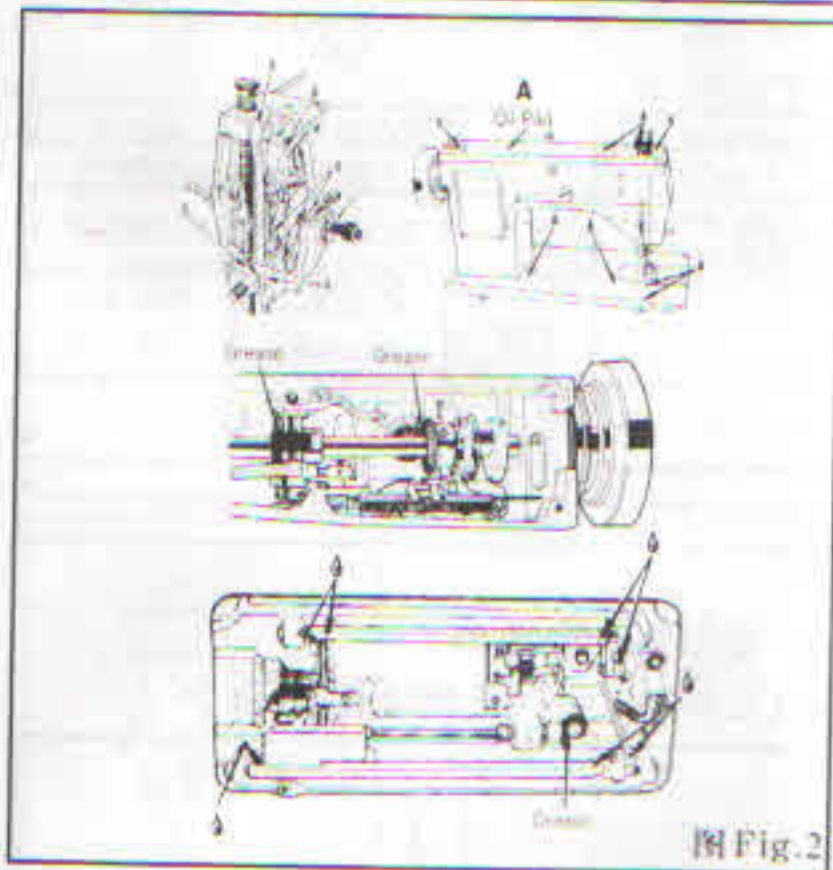


图 Fig.2

1. 盘动上轮至加油孔“D”，加1-2滴油；

2. 对标油“D”符号处，均加1-2滴油；

3. 对齿轮轮齿上“B处”加少量油；

4. 对机头上盖标有“A”处充分加油至饱和；

5. 建议使用2号缝纫机动油或HT-T机械油做润滑油。

1). Rotate the upper wheel to the oil hole “D”, add one or two drops of oil.

2). The sign “D” is expected to add one or two drops of oil.

3). Add a little oil to the sign “B” on the gear.

4). Add enough oil at the sing “A” on the upper cover.

5). The suggested lubrication oil is No.2 sewing machine white oil or HT-T machinery oil.

## 五、针线的选用

### 5. SELECTION OF NEEDLE AND THREAD

根据不同缝料, 应选用相应合适的机针及缝线, 推荐参阅表1:

表1

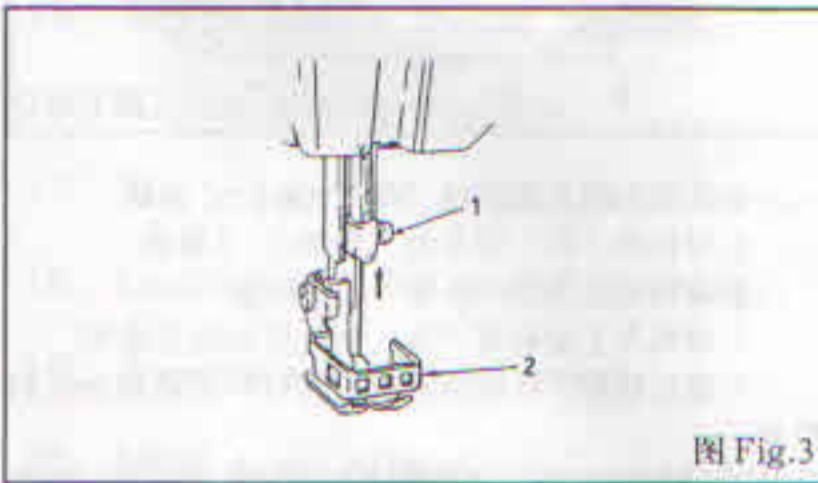
适用类型	薄料	中厚料	厚料
最粗针线	120	60	30
机针大小 (1/100mm)	#10	#12-#16 (80-100)	#18-#19 (110-120)
机针类型	1910-05(135x9)		
可用其他类型相当的针线			

Select the appropriate thread and needle according to the different sewing material as following:

Applicable kind of material	Thin	Medium heavy material	Heavy material
Max size of thread	120	60	30
Needle size (1/100mm)	#10	#12-#16 (80-100)	#18-#19 (110-120)
Needle type	1910-05(135x9)		
Other equal suitable size thread usable.			

## 六、机针的安装(图3)

### 6. INSERTING OF NEEDLE(Fig.3)



盘动上轮使针杆上升到最高位置, 松开机针紧固螺钉1, 将机针柄插到顶, 长槽面向操作者, 然后, 拧紧紧固螺钉1。

Turning the hand wheel and raise the needle bar to the highest position, then loose the needle rightening screw 1. Insert the needle in the needle bar and push it up as far as it will go.

Make sure its long groove faces toward the front. Tighten needle set screw 1 securely.

## 七、换梭心套(图4、5)

### 7.REPLACING BOBBIN CASE (Fig.4,5)

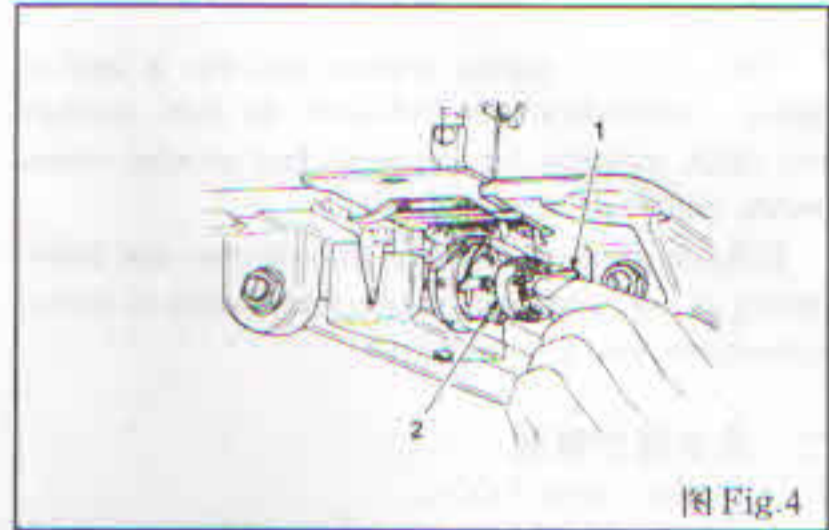


图 Fig.4

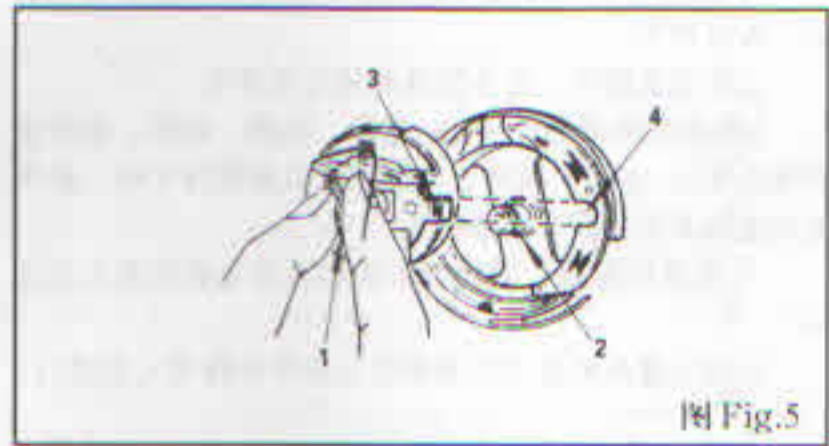


图 Fig.5

抬起梭门盖1, 即可取出梭心套2。

装上梭心套时, 要求先拉开梭门盖1, 将梭心套插入梭床芯轴2上, 使梭心套梭门3与梭床定位槽4相扣合, 然后放下梭门盖, 紧压在梭床上, 再合上推板。

Raise latch 1, then pick out the bobbin case 2.

Open bed slide 1 and lay the case on the case shaft 2, while the case hook 3 fit location channel 4, then down the bed slide and press the case and push the plate.

## 八、绕旋心线

### 8. THREAD THE BOBBIN CASE

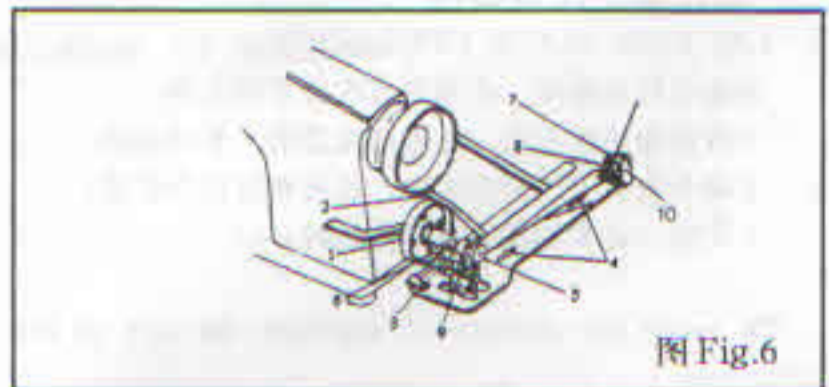


图 Fig.6

(1) 20U23/23D

1. 将梭心装入绕线器的绕线芯轴, 推下线量调节板 9 即可绕梭心线;
2. 梭心线松紧度可通过拧紧, 松夹线螺母 8 来实现
3. 梭心线左右均匀度可通过移动小过线座 10 来实现。

1). Put the shuttle core into the winding shaft, push the thread adjustment plate 9, and wind the shuttle thread.

2). Adjust the screw 8, to change the tendion of the winding thread.

3). Move the pre-tension 10 to adjust the thread evenness of the bobbin case.

(2) 20U33/43/53/63

1. 左手抓住上轮, 右手将离合螺钉①朝 A 方向转动松开。

2. 将梭心套入绕线器轴②, 尽可能地按下, 预调上夹线③的张力, 上夹线螺母朝+方向转动时, 张力将增大, 朝-方向转动时, 张力将减小。

3. 按箭头 C 方向推上绕线量调节压板④, 然后起动机绕线, 梭心将按 B 方向旋转。欲调节梭心上的绕线量, 先旋松调节压板螺钉⑤, 向操作者方向转动调节压板, 绕线量将减少, 反之, 绕线量将增加, 调整后, 旋紧调节压板螺钉。

4. 如果绕线不均匀, 旋松螺钉⑥, 上下移动上夹线③使绕线均匀, 然后旋紧螺钉③。

1) Stop motion of needle by loosening stop-motion screw (1) .Hold hand wheel with left hand and turn stop-motion screw toward you with right hand.

2) Place bobbin on bobbin winder spindle (3), pushing it on as far as it will go.

Pre-tension (1)

+.....More tension.

-.....Less tension.

3) Push latch (2) in the direction indicated by arrow (A), then start the machine.

Bobbin winder spindle (3) rotates in the direction indicated by arrow(B).

To adjust the amount lf thread on bobbin, looen screw (4) on latch (2) and swing the latch (2) away from you of toward you, as required.

4) For more thread on bobbin, swing latch (2) away from you.

For less thread on bobbin, swing latch (2)

toward you, if thread winds unevenly on bobbin, loosen screw (5) and move pre-tension (6) up or down, as required, and tighten screw (5).

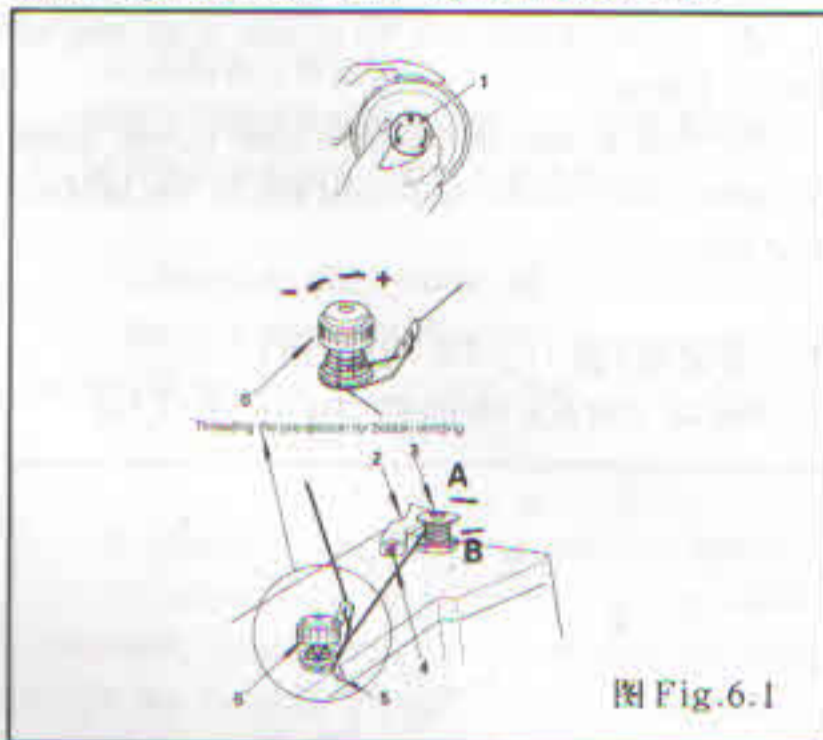


图 Fig.6-1

九、梭心的安装(图 7、8、9、10)

9. THE INSTALLATION OF THE BOBBIN (Fig.7,8,9,10)




图 Fig.7



图 Fig.8



图 Fig.9




图 Fig.10

1. 梭心装入梭心套 (图 7), 将线从长槽 2 及梭皮 1 拉出(图 8)

2. 将线拉出梭皮末端和孔 2 (图 9)

3. 把线穿过过线孔 1, 留出 60 毫米长的线头 (图 10)。

1). Put the bobbin into bobbin case. Pull thread into notch 1 and draw it under tension spring 2.(Fig.7)

2). Draw thread out form slot 2 on end of spring 1.(Fig.9)

3). Pass it through bobbin case thread guise (1), allow about 60mm of thread out of the bobbin. (Fig.10)

### 十、穿面线(图 11、12、13、14)

#### 10. THREAD SURFACE STITCHES (Fig.11,12,13,14)

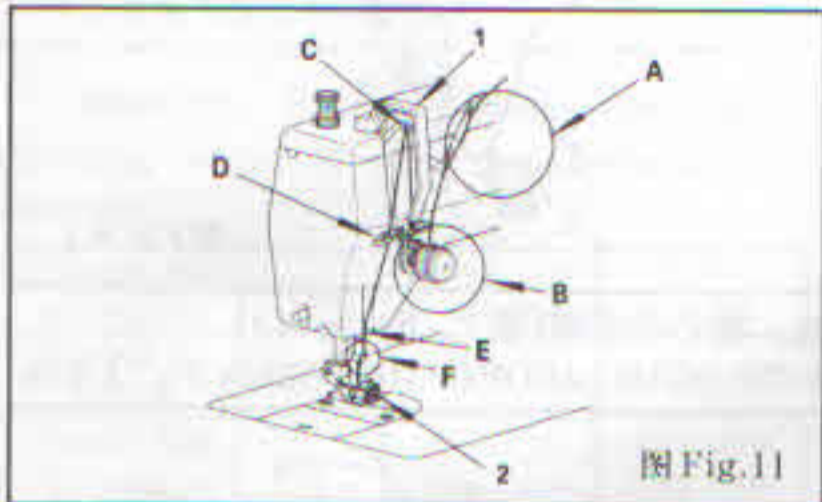


图 Fig.11



图 Fig.12

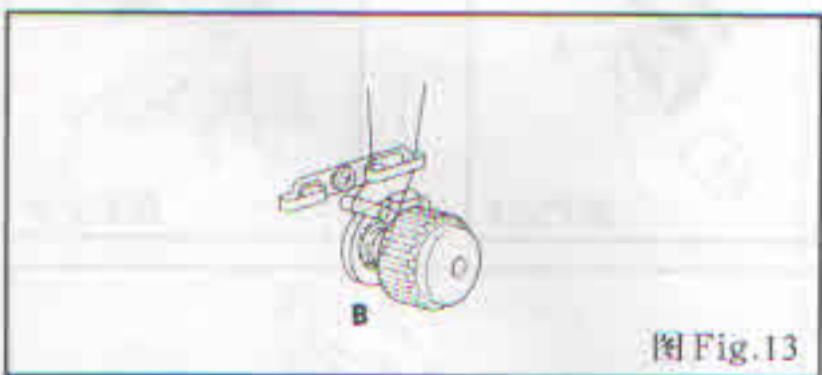


图 Fig.13



图 Fig.14

1. 针杆调到最高位置, 然后从线架上引出线头, 依次穿过 A、B、C、D、E 和 F。

2. 如图 14 由前向后穿线。

3. 引出长 100 毫米左右的线头。

1). Raise needle bar to the highest position, then pull the thread out and through A,B,C,D,E and F.

2). As Fig.14, thread form forward to back.

3). Pull about 100mm of thread out.

### 十一、线迹长度的调节(图 15)

#### 11. ADJUSTING STITCH LENGTH (Fig.15)

(1) 直线缝线迹长度 (即针距) 调节

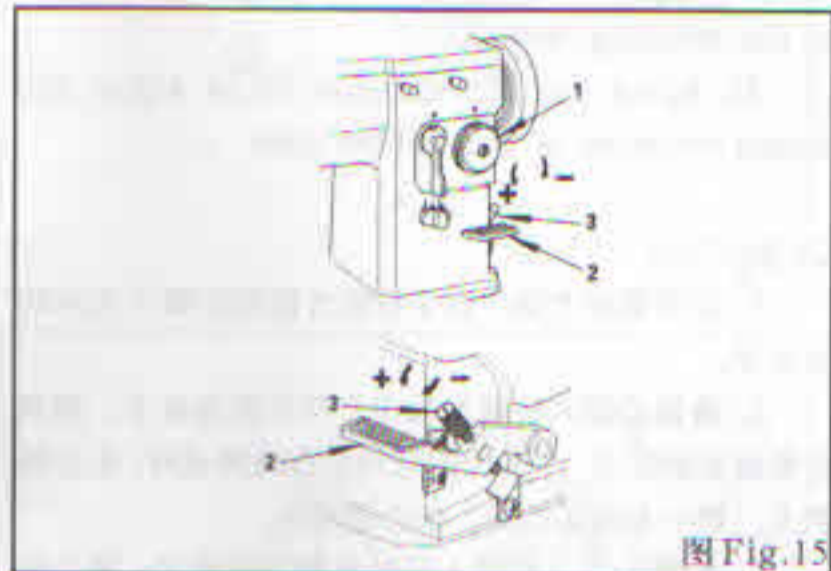


图 Fig.15

按顺时针或逆时针方向旋转针距旋钮 1。

+..... 针距变长;

-..... 针距变短。

(2) 倒顺送料的调节

当倒顺扳手 2 处于自由状态时, 机器处于顺进料的状态。

当按下倒顺扳手 2, 机器处于倒送料状态。

按顺时针或逆时针方向旋转止旋螺钉 3, 可调节倒送料的针距长度。

+..... 针距变长;

-..... 针距变短。

#### Regulating the stitch length

To regulate the stitch length, turn feed regulating dial 1 toward left right as required,

+.....to lengthen

-.....to shorten

#### Changing the reverse feed

Push lever 2, release for forward feed and down for reverse feed.

To regulate the reverse stitch length, turn thumb screw 3 toward left or right as required.

+.....to lengthen

-.....to shorten

## 十二、压脚压力的调节(见图 16)

### 12. ADJUSTING PRESSER FOOT PRESSURE (Fig.16)

顺时针旋转调压螺钉 1, 压力增大。  
逆时针旋转调压螺钉 1, 压力减小。

To regulate the presser foot pressure, turn pressure regulating screw 1, toward left to strengthen or right to reduce pressure.

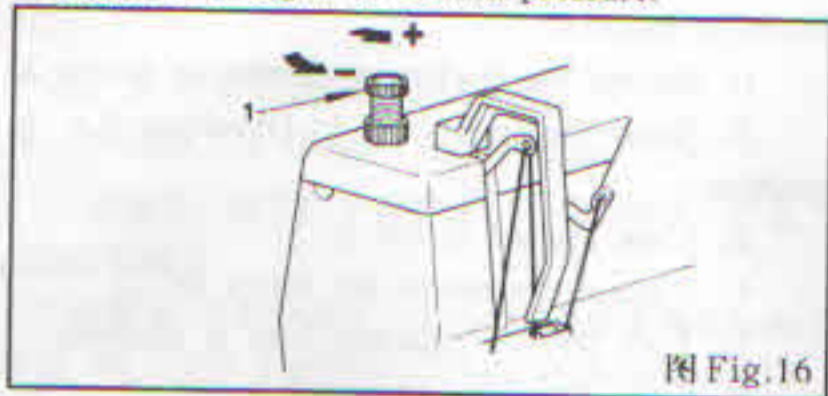


图 Fig.16

## 十三、面线张力的调节(图 17)

### 13. ADJUSTING NEEDLE THREAD TENSION (Fig.17)

顺时针旋转夹线螺母 1, 张力增大。  
逆时针旋转夹线螺母 1, 张力减小。

+.....张力增大  
-.....张力减小

Regulate needle thread tension with tension regulating knob 1, toward left to strengthen or right to reduce pressure.

+.....more tension  
-.....less tendion

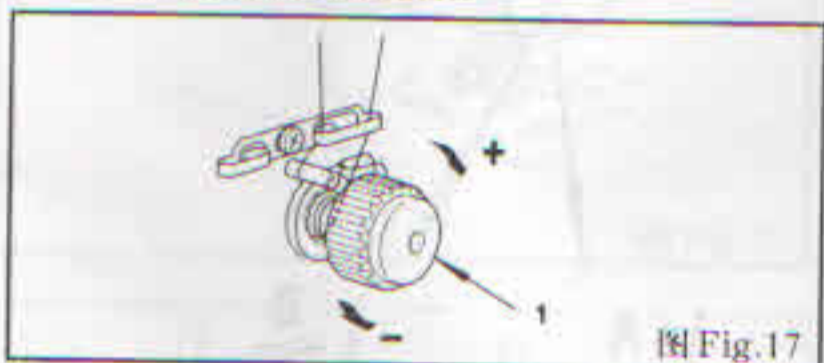


图 Fig.17

## 十四、挑线簧张力及行程的调节(图 18)

### 14. REGULATE THE LENGTH AND TENSION OF TAKE-UP SPRING (Fig.18)

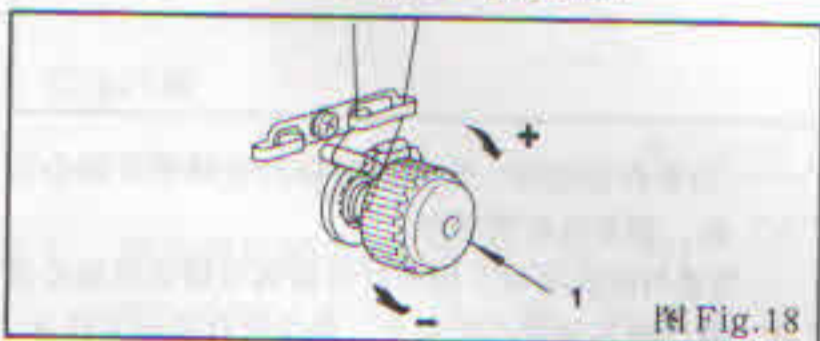


图 Fig.18

### 1. 挑线簧张力的调节

用螺丝刀旋转夹线螺钉 1, 调节挑线簧的张力

+.....张力增大

-.....张力减小

### 2. 挑线簧行程的调节

用螺丝刀旋松夹线器紧定螺钉 2, 旋转夹线器组件

3, 调节挑线簧的位置合适, 再紧固螺钉 2。

### 1). Regulate the tension of take-up spring

Using a screwdriver in slot to regulate take-up spring tension by turning stud (1) as required.

+.....more tendion

-.....less tendion

### 2). Regulate the length of take-up spring

To adjust the amount of take-up spring movement, loosen screw 2 and set take-up spring height by turning the entire tendion assembly 3 toward left or right. Then securely tighten screw 2.

## 十五、底线张力的调节(图 19)

### 15. ADJUST BOBBIN THREAD TENSION (Fig.19)

松开螺钉 2, 旋转底线梭皮螺钉 1, 调节底线张力。

+.....张力增大

-.....张力减小

Regulate bobbin thread tension regulating screw

1.

+.....more tension

-.....less tension

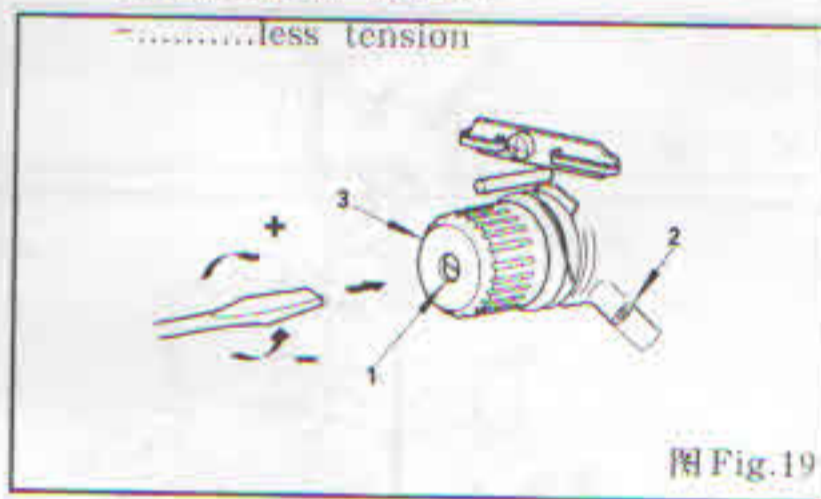


图 Fig.19

## 十六、针位的调节(图 20)

### 16. ADJUST NEEDLE POSITION (Fig.20)

(20U33/43/53/63)

此类机器机针左、中、右位置的调节法, 直缝与曲折缝均相同。只要将左、中、右定位于手柄移至想要的位置, 即可缝出相应的线迹。

注意: 机针下有缝料时, 不可调整针位。

Left, Center and Right needle position settings are available for placement of both straight and zigzag stitching.(Fig.20)

To position, push lever in and move to desired setting.

Do not make any needle position adjustment while the needle is in the fabric.

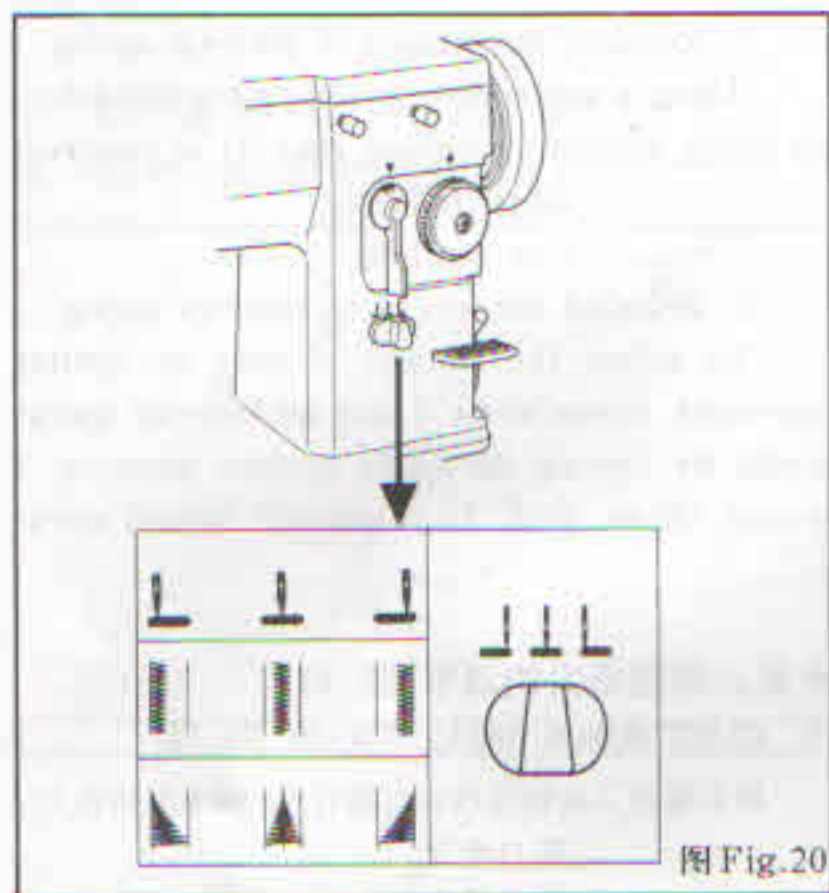


图 Fig.20

### 十七、横针距(即摆针宽度)的调节 (图 21)

17. THE ADJUSTMENT OF HORIZONTAL DISTANCE (Fig.21)

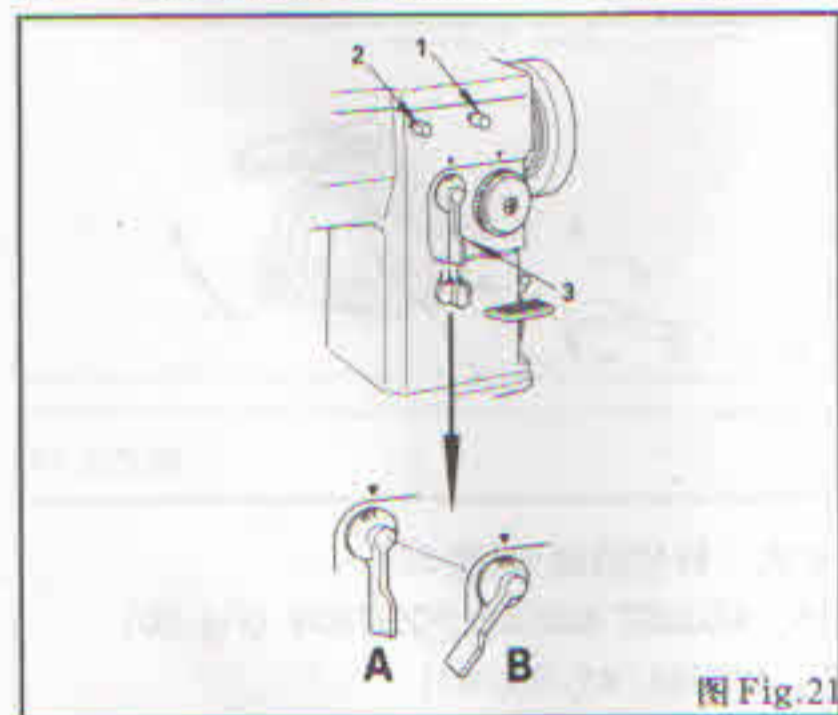


图 Fig.21

当需要调出曲折缝的横针距某一定值时,可按下面方法进行:

- (1)松开摆针扳手定位螺钉2;

- (2)将横针扳手3扳至0位(即A位置);
- (3)锁紧摆针定位螺钉2;
- (4)松开摆针定位螺钉1;
- (5)顺时针旋转横杆扳手3至B位置;
- (6)再锁紧摆针定位螺钉1。

If one fixed value between the min-max of curvilinear stitch is needed, the adjustment can be made as follows:

- 1). Release the horizontal needle set screw 2;
- 2). Turn the spanner 3 to Oposition (i.e. A position);
- 3). Lock the set screw 2;
- 4). Release the needle set screw 1;
- 5). Turn left the spanner 3 to B position;
- 6). Then lock the set screw 1.

### 十八、直缝的可靠锁紧(图 22)

18. LOCKING UNIT FOR LINEAR STITCHING (Fig.22)

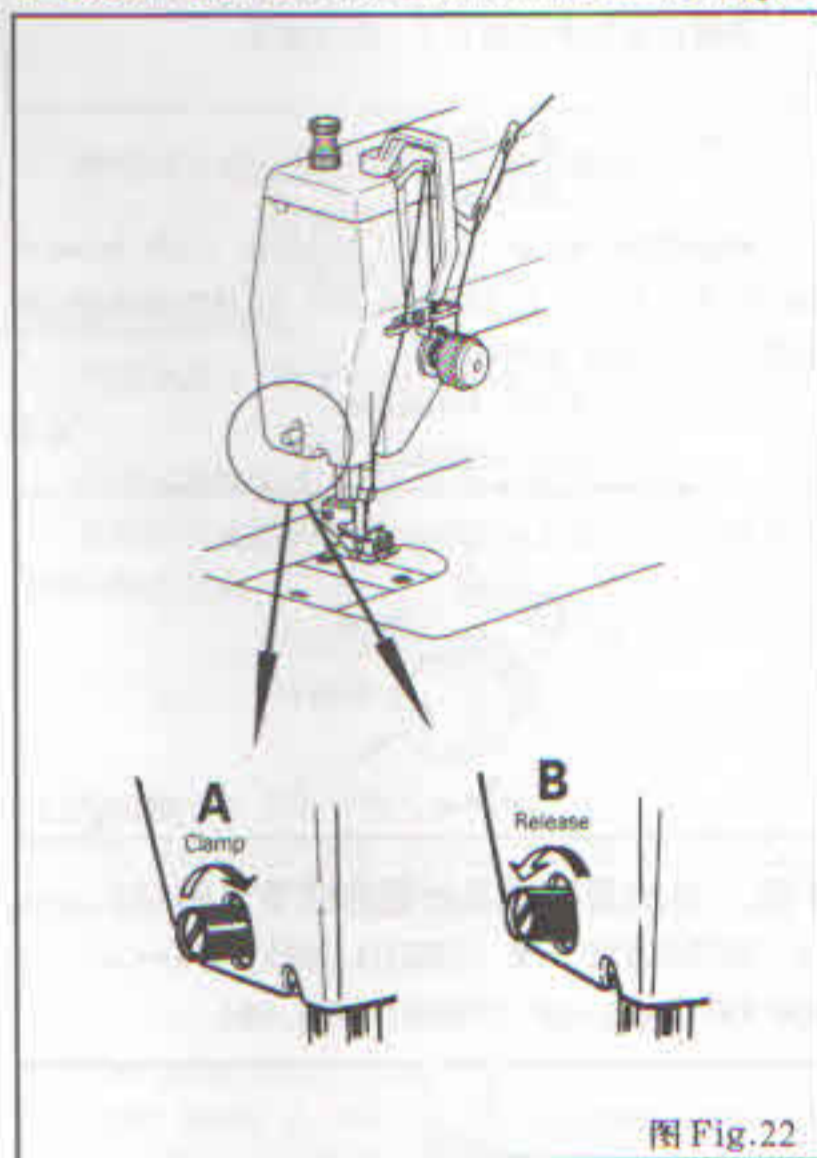


图 Fig.22

当要作直缝时,应顺时针旋转直缝锁紧偏心套“ A ”向,锁紧针杆摆动架;

当要用曲折缝时,应逆时针旋转直缝锁紧偏心套“ B ”向,使其锁紧在机壳上,确保针杆摆动架松开。



When linear stitch, turn the linear to "A" direction and locking eccentric sleeve clockwise and secure the needle-bar swaying rack.

When the curvilinear stitching made, the eccentric sleeve should be turned counter-clockwise to "B" direction and locked securely onto the machine housing, the release the swaying rack of the needle bar.

## 十九、皮带罩的安装(图 23、24)

### 19. ASSEMBLAGE OF BELT COVER (Fig.23,24)

台板上: 使手轮 V 形皮带和皮带护罩成一直线, 然后拧紧螺钉。

台板下: 安装皮带罩后电机轮和皮带要旋转自如。注意: 图 23 适用于 20U33/43/143/457A/457B/457C 图 24 适用于 20U53/53A/53B/63/53-5。

On the table: while the V type belt is line with belt cover, tighten the screw.

Under the table: after the assemblage of belt cover the wheel and belt should rotate freely.

Remarks: Fig.23 is suitable for 20U33/43/143/457A/457B/457C.

Fig.24 is suitable for 20U53/53A/53B/63/53-5.




图 Fig.23

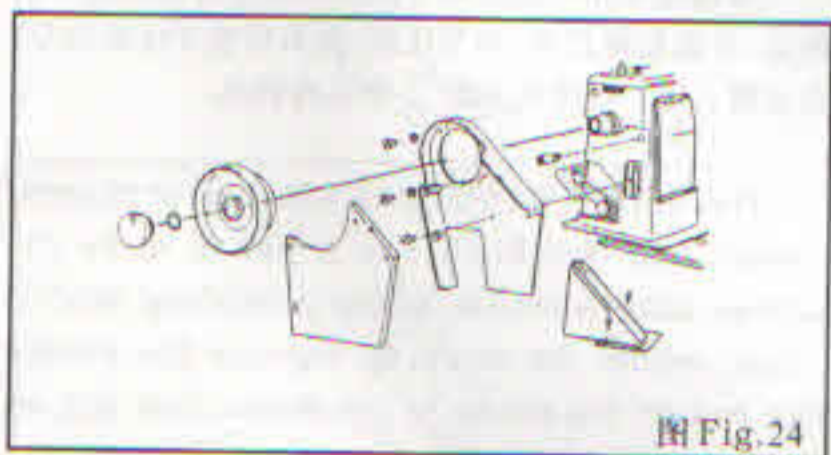


图 Fig.24

## 二十、膝控部件的安装(图 25、26、27)

### 20. MUNT KNEE LIFTER (Fig.25, 26, 27)

(1) 20U23/23D/33/43/143,457A/B/C/D 系列型膝控部件的安装。

①膝碰块 1 的位置应根据操作者的情况进行调节, 以保证操作方便。

②调节件 2 的位置, 当件 2 控制件 3 运动时, 则膝部可以控制机针的摆动; 当件 2 控制件 4 时, 则膝部可以控制压脚的提升。

(1) 20U23/23D/33/43/143,457A/B/C/D

1). To assure the convenience of operation, adjust the knee lifter knee plate.

2). In the position of No.2, while the No.2 control the No.3, knee can control the sway of needle. While the No.2 control the No.4, knee can control the lift of press foot.

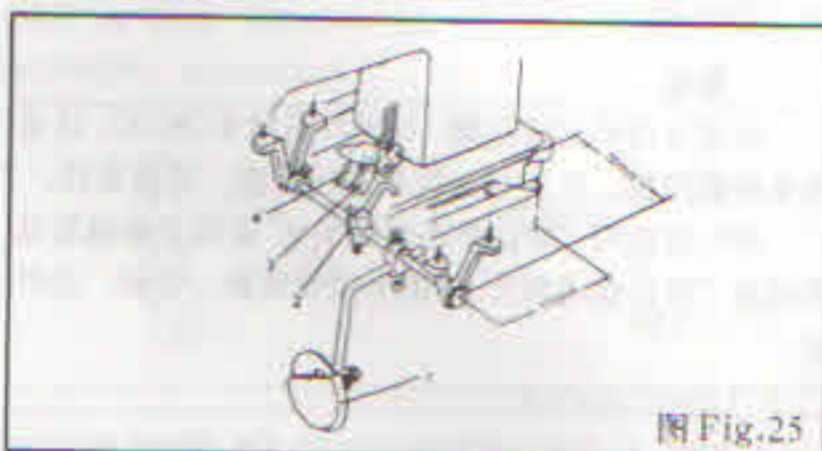


图 Fig.25

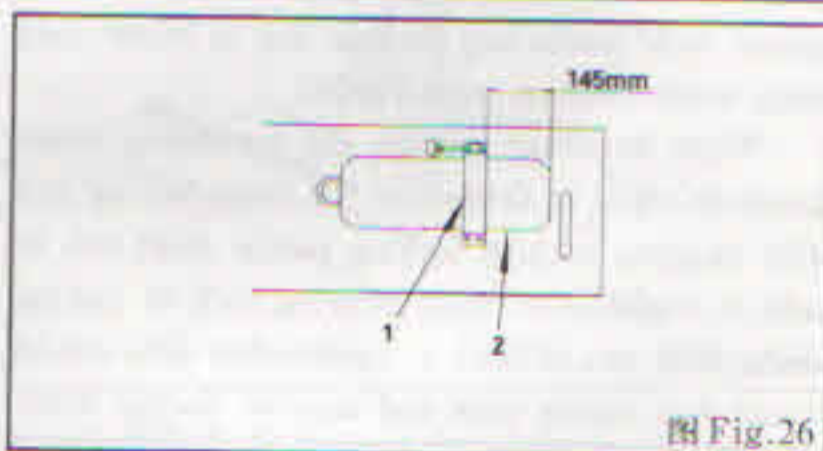


图 Fig.26

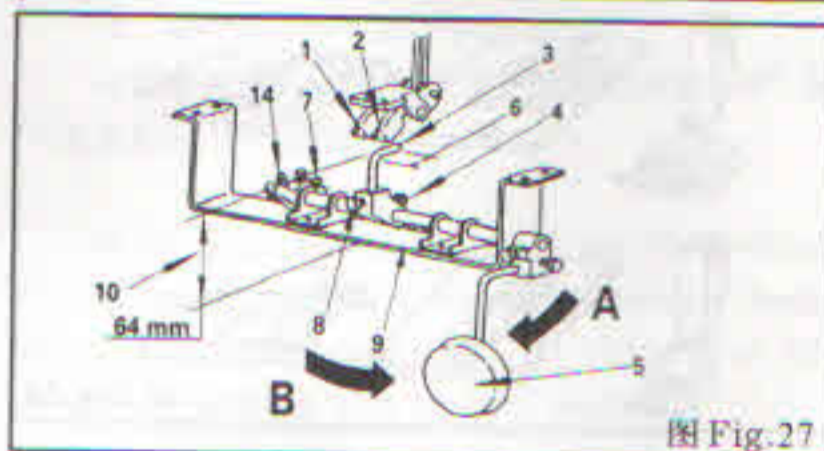


图 Fig.27

(2) 20U53/53A/53B/63/53-5 系列型膝控部件的安装

①把膝提前托架 1 固定在台板 2 下距台板缺口 145mm 处(图 25)。

②当调节到按图 26 所示,膝控压脚升降。

③当调节到按图 27 所示,膝控横针距。

(2) 20U53/53A/53B/63/53-5

1). Fix the knee lifter stand to the underside of the table 145mm away from the table channel. (Fig.25)

2). While turn to figure 26 shows, Knee controls the presser to lift or down.

3). While turn to figure 27 shows, Knee controls the stitch width.

## 二十一、几种缝纫方法和附件的使用

### 20. MODES OF SEVERAL SEWING STITCH AND APPLICATION OF ACCESSORY

(20U33/43/53/63)

#### 1. 直缝

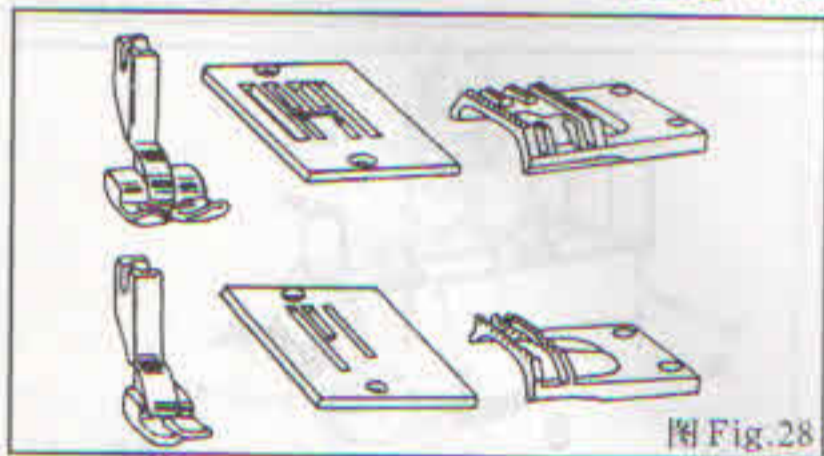
采用专用的直缝压脚、针板与送料牙(图28),比采用多功能压脚、针板与送料牙进行直缝,效果更佳。

进行直缝时,横针距必须调至0,采用直缝锁紧装置锁紧“针杆摆动架”,并换上专用压脚、针板、送料牙。

#### 1. Linear sewing

In case of linear sewing, using the linear sewing presser foot, needle and feeding dog is better than using multi-function ones.(Fig.28)

While do linear sewing, the horizontal width should be adjust to 0 position, the linear locking unit with swaying rack of locking needle shaft can be used in combination wish swaying rack of locking needle shaft can be used in combination with special presser foot, needle plate and material feeding tooth.



#### 2. 刺绣

#### 2. Embroidery

①必须使横针距在最小-最大之间任意调节,把直针距调至0位,并调整膝控部件(图27),使膝部控制机针的摆动。

②卸下压脚、针板和送料牙,换上绣花板。

③用左手捏紧面线线头,用于朝自己方向转动上轮,使底线从针板孔中拉出。

④确保内外绷架将缝料绷紧,否则会引起跳针,断线及缝料皱缩。(图29)

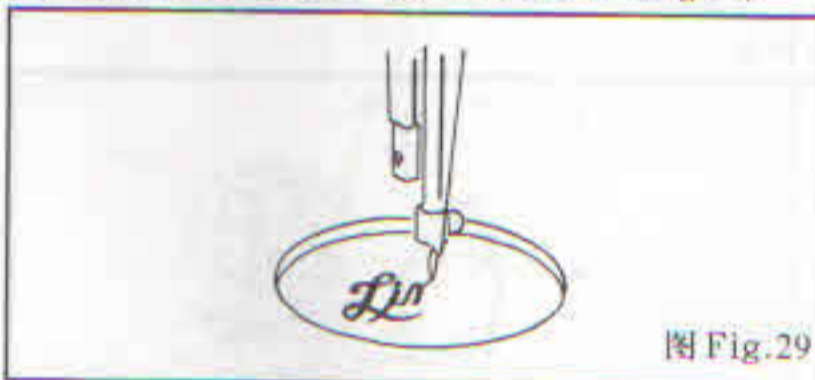
#### Preparation before embroidery

1). It should be noted threat any free regulation can be made at the horizontal needle distance between min-max, set the vertical needle distance to 0 position and will adjust the knee-control parts to make-the component control the movement of the sway of needle.(Fig.27)

2). Discharge the presser for and needle plate and feeding dog, then change if with embroidering plate.

3). Hold firmly the end of the surface stitches with your left hand, turn the out from the holes of the needle plate.

4). To make sure to stretchtightly the material between the internal and external embroidering frames, otherwise, maybe cause skipping and stitches breaking or material creased.(Fig.29)



#### 3. 拉链缝

#### 3. ZIPPERED SEWING

该缝法采用拉链压脚(图30),使于针迹接近突出的边,并旋松螺钉B,调节压脚,使机针位于压脚的左,右边槽A处,可适用于图31中几种情况。

This mode is preferable to make use of zippered presser fool (see Fig.32) in a bid to make the stitches more accessible to the projection stitches, then release the screw B, regulate the presser foot and set the needle to the presser foot and set the needle to left and right grooves A of the presser foot. The mode is expected to suit for the following sewing.(Fig.30)



图 Fig.30

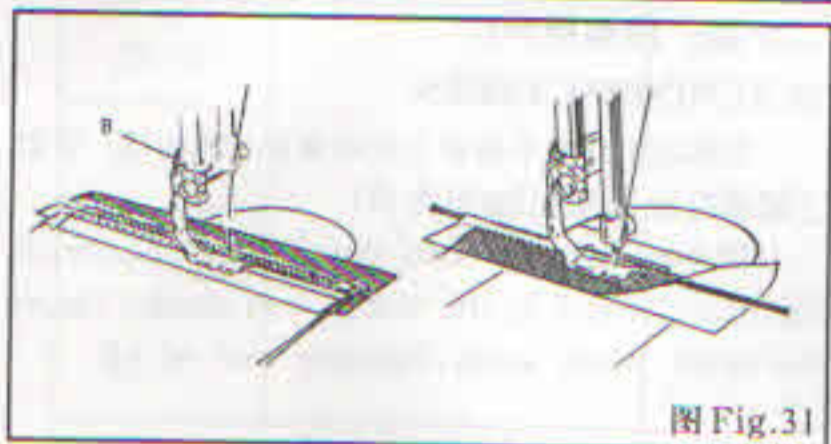


图 Fig.31

#### 4. 卷边缝

#### 4. HEM-WRAPPING MODE

卷边缝采用卷边压脚 (图 32)

拆掉多功能压脚, 换上卷边压脚, 采用直缝法, 针位选择中间, 就可以进行图 33 的卷边缝。

In this mode, the hem-wrapping presser foot can be used as we wish (fig.32)

Remove the multi-functional presser foot and replace it with the hem-wrapping one. This is also a mode of linear sewing with the needle set to the central position; the hem-wrapping operation can be effected.(Fig.33)



图 Fig.32

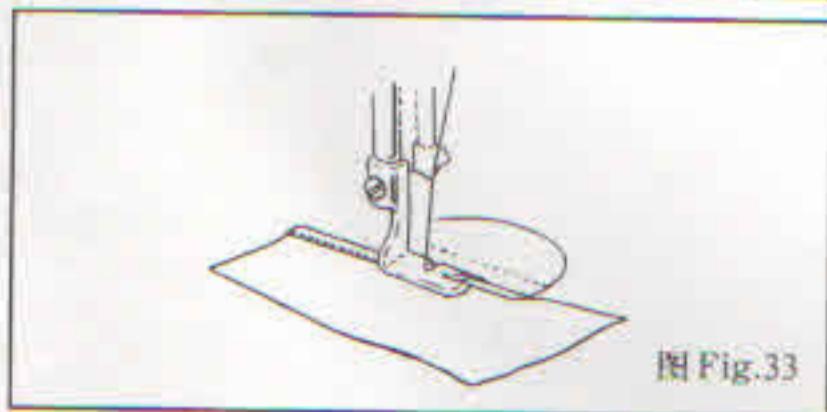


图 Fig.33

#### 5. 包梗缝

#### 5. STEM-WRAPPING MODE

进行包梗缝时, 要换上专用的包梗压脚、针板、送料牙 (图 34), 针位选择中间, 横针距调节至 3mm 之内, 把一条较粗的线绳穿过包梗压脚的水槽 A, 就可以进行包梗缝 (图 35)。

During the sewing with the stem-wrapping mode, the special stem-wrapping presser foot, needle plate and material feeding tooth should be put into use(fig.34), the needle is set to the central position and the horizontal needle distance set to 3mm, and then run the rougher thread through the small groove A on the stem-wrapping presser foot so that the sewing of this mode will be smoothly conducted.,

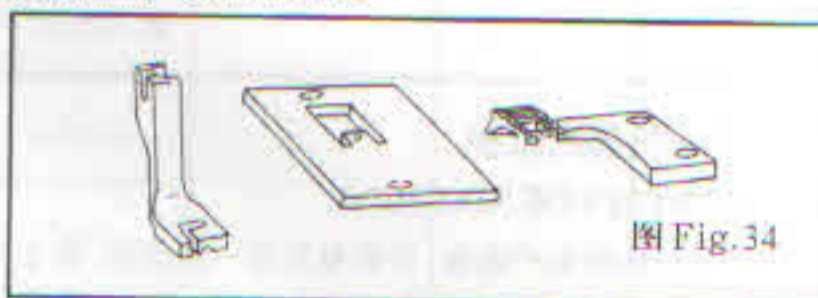


图 Fig.34

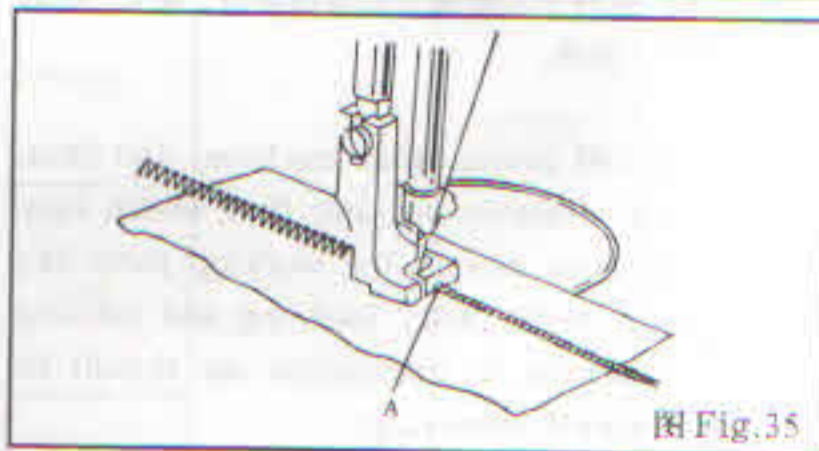


图 Fig.35

#### 6. 装饰缝 (图 36)

#### 6. DECORATION SEWING (Fig.36)

只要变换左、中、右的针位及熟练控制横针距, 就可缝出如图 36 的图案。

If the left, central and right needle positions can be freely changeable and the horizontal needle distance skillfully controlled, the patterns of the decoration sewing will be well achieved.


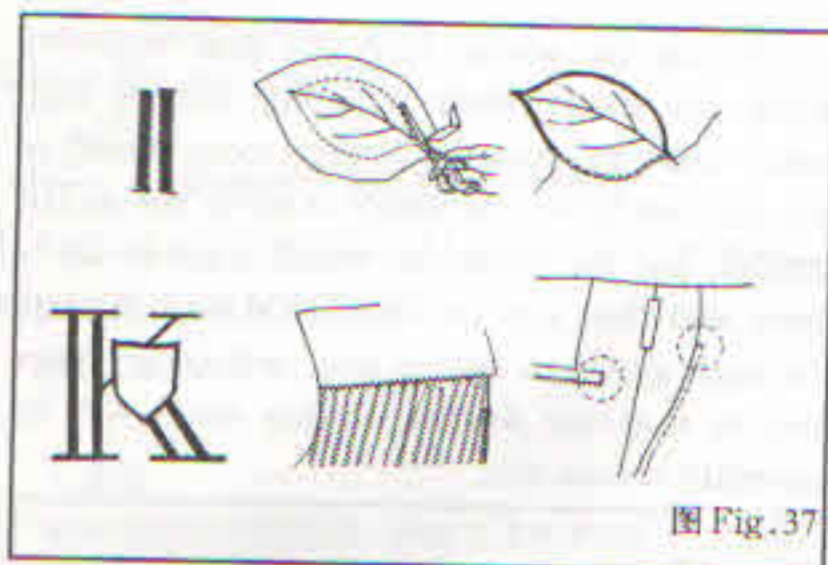


图 Fig.36

### 7. 其他一些实用缝法(图 37)

#### 7. OTHER MODES OF PRACTICAL SEWING (Fig.37)

The machine should be cleaned periodically to remove lint and fluff, which may have accumulated around the working parts. A machine in continuous use should be oiled frequently.



### 二十二、机器的维护

#### 22. MAINTAIN OF MACHINE

请爱护你的生产设备,务必每天尽一次清理,除去压脚、针板、送料牙和旋梭上的多余缝屑、灰尘,经常给机器清洁、润滑。

You should protect your machine, and clean it every day. Remove lint and fluff which may have accumulated around the working parts like presser foot; needle plate, feed dog and rotating hook. A machine in continuous use should be oiled and cleaned frequently.

### 二十三、主要技术规格

#### 23. MAIN SPECIFICATION

针迹类型: 见附录

机器种类: 见附录

机针规格: 见表 1

手提压脚提升高度: 6.35mm

上轮: V型带轮 74mm

工作空间宽度: 211mm(20U143;289mm)

工作空间高度: 130mm

最大针距: 见附录

最高缝制速度: 见附录

The mode of stitches;see the enclosed

The mode of machine;see the enclosed

The specification of needle;see upper figure  
The height of hand lifter presser foot;6.35mm  
Upper wheel;model V belt wheel 74mm  
The height of work;130mm  
The max of needle distance;see the enclosed  
The highest sewing speed;see the enclosed












### 二十四、提醒用户:

#### 24. REMINDING USERS:

如你在工作中不需要上轮有离合功能的话,请把上轮螺钉旋上固定。(备用件 14)

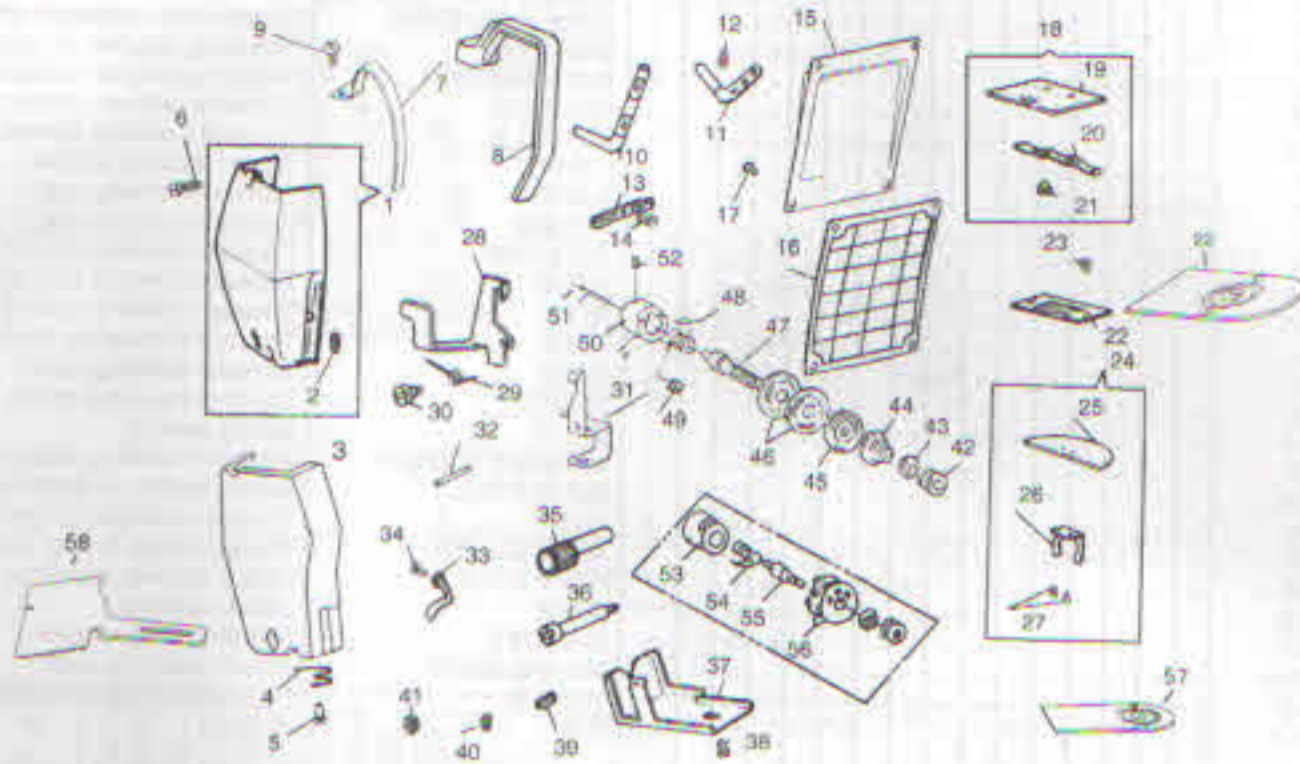
If you have no need the function of clutch for upper wheel in the work, you should fasten the upper wheel screw.(storndy part of 14)

表一- ENCLOSED FIGURE

种类 Model	针迹类型 Stitch modes	最高缝速 Max.of speed	最大横针距 Max horizontal needle distance	最大线迹长度 Length of stitches	膝控压脚 提升高度 Height of lifter	备注 Addition		
20U23		2000 针 / 分	12mm	5mm	12mm	双针距 2.5, 3.5, 4.5 (可 更换) Double needle width 2.5, 3.5, 4.5 (changeable)		
20U23D		2000.r.p.m	6mm					
20U33		2200 针 / 分 2200.r.p.m	8mm					
20U43		2000 针 / 分 2000.r.p.m	12mm					
20U53		2500 针 / 分 2500.r.p.m	9mm					
20U63		2000 针 / 分 2000.r.p.m	12mm					
20U53A			2500 针 / 分 2500.r.p.m		4mm			
20U53B		2500.r.p.m	4.5mm		9mm			
20U143		2000 针 / 分 2000.r.p.m	12mm					
457A		2000 针 / 分 2000.r.p.m	8mm		12mm			
457B								
457C		1500 针 / 分 1500.r.p.m	6mm					
457D		2000 针 / 分 2000.r.p.m					9mm	双针距 2.5, 3.5, 4.5 (可 更换) Double needle width 2.5, 3.5, 4.5 (changeable)
20U53-5		2500 针 / 分 2500.r.p.m						

# 机壳组件

## COMPONENTS OF HOUSING

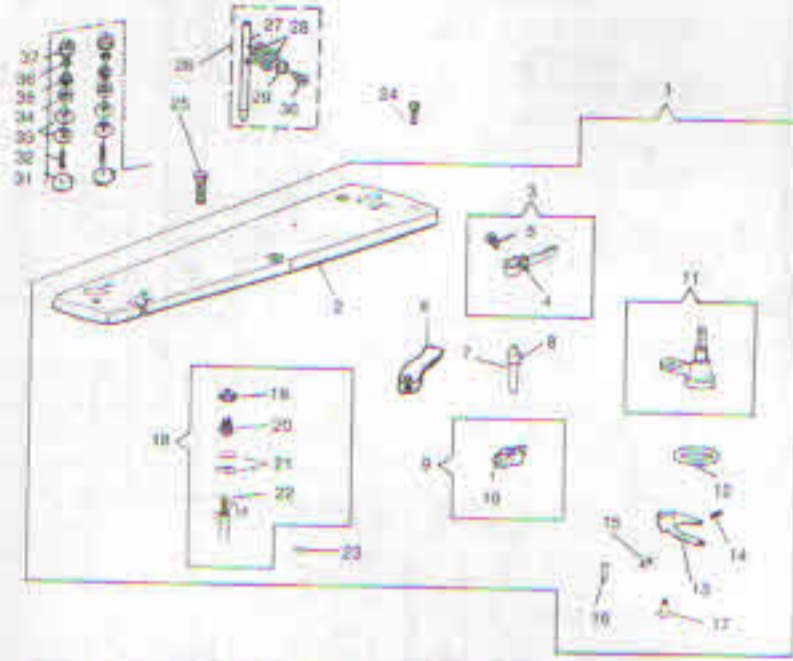


序号 NO	件号 PART NO	20021	20020	20033	20043	20053	20054A	20050B	20055-S	20063	200143	457A	457B	457C	457D	数量 QTY	名称 DESCRIPTION
1	GR245/3-8	*	*	*	*	*	*	*	*	*	*	*	*	*	*	1	面板组件 Panel components
2	GR406/3-8	*	*	*	*	*	*	*	*	*	*	*	*	*	*	1	面板组件 Panel components
3	GK158-8	*	*	*	*	*	*	*	*	*	*	*	*	*	*	1	面板线勾 Panel thread hook
4	GW242-8	*	*	*	*	*	*	*	*	*	*	*	*	*	*	1	面板 Panel
5	GZ374-8	*	*	*	*	*	*	*	*	*	*	*	*	*	*	1	面板线勾 Panel thread hook
6	GS132-8	*	*	*	*	*	*	*	*	*	*	*	*	*	*	1	面板线勾针 Panel thread hook needle
7	GS375-8	*	*	*	*	*	*	*	*	*	*	*	*	*	*	2	面板螺钉 Panel screw
	GK134-8	*	*	*	*	*	*	*	*	*	*	*	*	*	*	2	面板螺钉 Panel screw
	GK146-8	*	*	*	*	*	*	*	*	*	*	*	*	*	*	1	换线杆防护罩 Stitch-staff shield
	GK140-8	*	*	*	*	*	*	*	*	*	*	*	*	*	*	1	换线杆防护罩 Stitch-staff shield
8	GK161-8	*	*	*	*	*	*	*	*	*	*	*	*	*	*	1	换线杆防护罩 Stitch-staff shield
9	GS223-8	*	*	*	*	*	*	*	*	*	*	*	*	*	*	1	换线杆防护罩 Stitch-staff shield
	GS379-8	*	*	*	*	*	*	*	*	*	*	*	*	*	*	1	换线杆防护罩螺钉 Stitch-staff shield screw
10	GR412-8	*	*	*	*	*	*	*	*	*	*	*	*	*	*	1	换线杆防护罩螺钉 Stitch-staff shield screw
11	GR233-8	*	*	*	*	*	*	*	*	*	*	*	*	*	*	1	双孔过线架 Double hole thread-running rack
	GR364-8	*	*	*	*	*	*	*	*	*	*	*	*	*	*	1	三眼线勾 3-eyelet hole thread hook
12	GS139-8	*	*	*	*	*	*	*	*	*	*	*	*	*	*	1	二眼线勾 2-eyelet hole thread hook
13	GR231-8	*	*	*	*	*	*	*	*	*	*	*	*	*	*	1	三眼线勾螺钉 3-eyelet hole thread hook screw
14	GS223-8	*	*	*	*	*	*	*	*	*	*	*	*	*	*	1	双过线架 Thread-running rack
	GK133-8	*	*	*	*	*	*	*	*	*	*	*	*	*	*	1	双过线架螺钉 Thread-running rack screw
	GK145-8	*	*	*	*	*	*	*	*	*	*	*	*	*	*	1	后盖板 Back cover
16	GK160-8	*	*	*	*	*	*	*	*	*	*	*	*	*	*	1	后盖板 Back cover
17	GS132-8	*	*	*	*	*	*	*	*	*	*	*	*	*	*	1	后盖板 Back cover
18	GR476/4-8	*	*	*	*	*	*	*	*	*	*	*	*	*	*	4	后盖板螺钉 Back cover screw
19	GM132-8	*	*	*	*	*	*	*	*	*	*	*	*	*	*	1	推板组件 Pushing plate components
20	GW131-8	*	*	*	*	*	*	*	*	*	*	*	*	*	*	1	推板 Pushing plate
21	GS133-8	*	*	*	*	*	*	*	*	*	*	*	*	*	*	1	推板簧 Pushing plate spring
22	GM131-8	*	*	*	*	*	*	*	*	*	*	*	*	*	*	2	推板簧螺钉 Pushing plate spring screw
	GM156-8	*	*	*	*	*	*	*	*	*	*	*	*	*	*	1	针板 Needle plate
	GM205-8	*	*	*	*	*	*	*	*	*	*	*	*	*	*	1	针板 Needle plate
	GM203-8	*	*	*	*	*	*	*	*	*	*	*	*	*	*	1	针板 Needle plate
23	GS338-8	*	*	*	*	*	*	*	*	*	*	*	*	*	*	2	针板螺钉 Needle plate screw
24	GR477/4-8	*	*	*	*	*	*	*	*	*	*	*	*	*	*	1	针板内盖板组件 Inner cover plate components
25	GM130-8	*	*	*	*	*	*	*	*	*	*	*	*	*	*	1	针板内盖板 Inner cover plate
26	GW130-8	*	*	*	*	*	*	*	*	*	*	*	*	*	*	1	针板内盖板簧 Inner cover plate spring
27	GS255-8	*	*	*	*	*	*	*	*	*	*	*	*	*	*	2	针板内盖板螺钉 Inner cover plate screw
28	GR241-8	*	*	*	*	*	*	*	*	*	*	*	*	*	*	1	松线杆 Thread-releasing lever
29	GR373-8	*	*	*	*	*	*	*	*	*	*	*	*	*	*	1	松线杆 Thread-releasing lever
	GW135-8	*	*	*	*	*	*	*	*	*	*	*	*	*	*	1	松线杆扭簧 Thread-releasing lever spring
30	GS148-8	*	*	*	*	*	*	*	*	*	*	*	*	*	*	1	松线杆螺钉 Thread-releasing lever screw
31	GR397-8	*	*	*	*	*	*	*	*	*	*	*	*	*	*	1	压线定位座 Locating base of presser
32	GX180-8	*	*	*	*	*	*	*	*	*	*	*	*	*	*	1	下过线钉 Lower thread-running hook
33	GR230-8	*	*	*	*	*	*	*	*	*	*	*	*	*	*	1	下过线钩 Lower thread-running hook
34	GS137-8	*	*	*	*	*	*	*	*	*	*	*	*	*	*	1	下过线钩螺钉 Lower thread-running screw

序号 NO	件号 PART NO.	20J22	20J23D	20J33	20J43	20J53	20J53A	20J53B	20J53-5	20J63	20J143	457A	457B	457C	457D	数量 QTY	名称 DESCRIPTION	
35	GT150-8	*	*	*	*	*	*	*	*	*	*	*	*	*	*	1	直缝锁紧偏心套	Linear lock eccentric shield
	GT159-8	-	-	-	-	-	-	-	-	-	-	-	-	-	-	1	直缝锁紧偏心套	Linear lock eccentric shield
36	GS264-8	*	*	*	*	*	*	*	*	*	*	*	*	*	*	1	直缝锁紧偏心套螺钉	Linear lock eccentric shield screw
37	GK130-8	*	*	*	*	*	*	*	*	*	*	*	*	*	*	1	旋梭防护罩	Rotating shuttle shield
38	GS132-8	*	*	*	*	*	*	*	*	*	*	*	*	*	*	1	旋梭防护罩螺钉	Rotating shuttle shield screw
39	GX191-8	*	*	*	*	*	*	*	*	*	*	*	*	*	*	1	偏心套顶柱	Eccentric shield stress ploe
40	GW179-8	*	*	*	*	*	*	*	*	*	*	*	*	*	*	1	偏心套压簧	Eccentric shield stress spring
41	GS288-8	*	*	*	*	*	*	*	*	*	*	*	*	*	*	1	压簧螺钉	Stress spring screw
42	GL130-8	*	*	*	*	*	*	*	*	*	*	*	*	*	*	1	夹线螺母	Thread-holding nut
	GL176-8	-	-	-	-	-	-	-	-	-	-	-	-	-	-	1	夹线螺母	Thread-holding nut
43	GR239-8	*	*	*	*	*	*	*	*	*	*	*	*	*	*	1	夹线制动板	Thread-holding brake
44	GW133-8	*	*	*	*	*	*	*	*	*	*	*	*	*	*	1	夹线簧	Thread-holding spring
	GW208-8	-	-	-	-	-	-	-	-	-	-	-	-	-	-	1	夹线簧	Thread-holding spring
45	GR238-8	*	*	*	*	*	*	*	*	*	*	*	*	*	*	1	松线板	Thread-releasing plate
46	GR237-8	*	*	*	*	*	*	*	*	*	*	*	*	*	*	2	夹线板	Thread-holding plate
47	GS145-8	*	*	*	*	*	*	*	*	*	*	*	*	*	*	1	夹线螺钉	Thread-holding screw
48	GW134-8	*	*	*	*	*	*	*	*	*	*	*	*	*	*	1	挑线簧	Stitch spring
49	GS146-8	*	*	*	*	*	*	*	*	*	*	*	*	*	*	1	夹线器螺钉紧固螺钉	Thread-holding fixing screw
50	GR372-8	*	*	*	*	*	*	*	*	*	*	*	*	*	*	1	挑线簧调节座	Stitch-spring adjusting base
51	GX132-8	*	*	*	*	*	*	*	*	*	*	*	*	*	*	1	松线钉	Thread-releasing needle
52	GS147-8	*	*	*	*	*	*	*	*	*	*	*	*	*	*	1	夹线器固定螺钉	Thread-hold fixing screw
53	GR370-8	*	*	*	*	*	*	*	*	*	*	*	*	*	*	1	挑线簧调节座	Stitch spring adjuster
54	GW170-8	*	*	*	*	*	*	*	*	*	*	*	*	*	*	1	挑线簧	Stitch spring
55	GS261-8	*	*	*	*	*	*	*	*	*	*	*	*	*	*	1	挑线簧螺钉	Stitch spring screw
56	GR367/3-8	*	*	*	*	*	*	*	*	*	*	*	*	*	*	2	挑线导线器部件	Stitch-guiding part
57	GM220-8	*	*	*	*	*	*	*	*	*	*	*	*	*	*	1	圆形针板	Rounded Needle plate
58	GR1320-8	*	*	*	*	*	*	*	*	*	*	*	*	*	*		垫板	Spacer

绕线器、上盖组件

BOBBIN WINDER UPPER COVER COMPONENTS

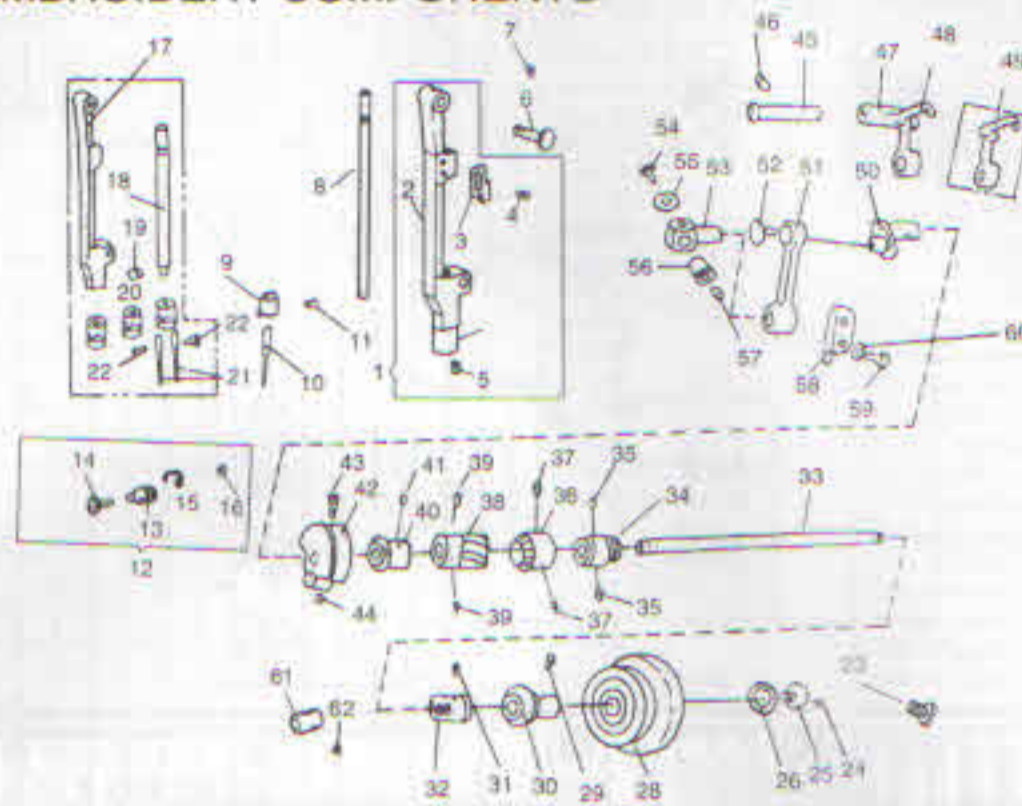


序号 NO	件号 PART NO	201623	201630	201631	201643	201645	201650A	201651B	201652-3	201653	201643	20167A	20167B	20167C	20167D	数量 QTY	名称 DESCRIPTION	
1	GR483/27-8			*	*	*	*	*	*	*	*	*	*	*	*	1	上盖组件	Upper cover components
	GR781/28-8			*	*	*	*	*	*	*	*	*	*	*	*	1	上盖组件	Upper cover components
2	GK132-8	*	*	*	*	*	*	*	*	*	*	*	*	*	*	1	上盖	Upper cover
	GK141-8	*	*	*	*	*	*	*	*	*	*	*	*	*	*	1	上盖	Upper cover
	GK148-8	*	*	*	*	*	*	*	*	*	*	*	*	*	*	1	上盖	Upper cover
	GK159-8	*	*	*	*	*	*	*	*	*	*	*	*	*	*	1	上盖	Upper cover
	GK147-8	*	*	*	*	*	*	*	*	*	*	*	*	*	*	1	上盖	Upper cover
3	GR480/2-8			*	*	*	*	*	*	*	*	*	*	*	*	1	绕线调节压板组件	Volume adjusting plate components
4	GR377-8			*	*	*	*	*	*	*	*	*	*	*	*	1	绕线调节压板	Volume adjusting plate
5	GS273-8			*	*	*	*	*	*	*	*	*	*	*	*	1	绕线调节压板螺钉	Volume adjusting plate screw
6	GR726-8			*	*	*	*	*	*	*	*	*	*	*	*	1	绕线调节压板	Volume adjusting plate
7	GZ202-8			*	*	*	*	*	*	*	*	*	*	*	*	1	绕线调节轴	Volume adjusting spindle
	GZ246-8			*	*	*	*	*	*	*	*	*	*	*	*	1	绕线调节轴	Volume adjusting spindle
8	GO218-8			*	*	*	*	*	*	*	*	*	*	*	*	1	绕线调节轴挡圈	Washer
9	GR481/2-8			*	*	*	*	*	*	*	*	*	*	*	*	1	绕线定位块	Locating block
10	GS222-8			*	*	*	*	*	*	*	*	*	*	*	*	1	绕线定位块螺钉	Locating block set screw
11	GR405/8-8			*	*	*	*	*	*	*	*	*	*	*	*	1	绕线芯轴组件	Axis components
	GR780/9-8			*	*	*	*	*	*	*	*	*	*	*	*	1	绕线芯轴组件	Axis components
12	GO207-8			*	*	*	*	*	*	*	*	*	*	*	*	1	橡胶圈	Rubber circle
	GO284-8			*	*	*	*	*	*	*	*	*	*	*	*	1	橡胶圈	Rubber circle
13	GR375-8			*	*	*	*	*	*	*	*	*	*	*	*	1	绕线摆柄	Thread-winding swaying handle
14	GW173-8			*	*	*	*	*	*	*	*	*	*	*	*	1	绕线摆柄压簧	Swaying handle presser spring
15	GW174-8			*	*	*	*	*	*	*	*	*	*	*	*	1	绕线摆柄拉簧	Swaying handle presser spring
16	GX182-8			*	*	*	*	*	*	*	*	*	*	*	*	1	拉簧销钉	Extension spring pin
17	GS272-8			*	*	*	*	*	*	*	*	*	*	*	*	1	绕线曲柄螺钉	Crank screw
	GX218-8			*	*	*	*	*	*	*	*	*	*	*	*	1	绕线曲柄销	Crank screw
18	GR482/6-8			*	*	*	*	*	*	*	*	*	*	*	*	1	上夹线器	Upper thread-running plate
	GR778/6-8			*	*	*	*	*	*	*	*	*	*	*	*	1	上夹线器	Upper thread-running plate
19	GL162-8			*	*	*	*	*	*	*	*	*	*	*	*	1	上夹线螺母	Upper thread-running plate nut
	GL175-8			*	*	*	*	*	*	*	*	*	*	*	*	1	上夹线螺母	Upper thread-running plate nut
20	GW175-8			*	*	*	*	*	*	*	*	*	*	*	*	1	上夹线簧	Upper thread-running plate spring
21	GR379-8			*	*	*	*	*	*	*	*	*	*	*	*	2	上夹线柄	Upper thread-running pole
22	GR403/2-8			*	*	*	*	*	*	*	*	*	*	*	*	1	上过线板组件	Upper thread-running plate components
23	GS275-8			*	*	*	*	*	*	*	*	*	*	*	*	1	上夹线螺钉紧固螺钉	Fixing screw
24	GS142-8			*	*	*	*	*	*	*	*	*	*	*	*	1	上盖后螺钉	Upper cover back screw
25	GS140-8			*	*	*	*	*	*	*	*	*	*	*	*	1	上盖定位螺钉	Upper cover set screw
	GS376-8			*	*	*	*	*	*	*	*	*	*	*	*	2	上盖螺钉	Upper cover screw
26	GR234/5-8			*	*	*	*	*	*	*	*	*	*	*	*	1	过线器部件	Thread-running components
27	GR235-8			*	*	*	*	*	*	*	*	*	*	*	*	1	过线柱	Thread-running pole
	GR365-8			*	*	*	*	*	*	*	*	*	*	*	*	1	过线柱	Thread-running pole
28	GR236-8			*	*	*	*	*	*	*	*	*	*	*	*	2	过线夹线板	Thread-running plate
29	GW132-8			*	*	*	*	*	*	*	*	*	*	*	*	1	过线夹线簧	Thread-running spring
30	GS141-8			*	*	*	*	*	*	*	*	*	*	*	*	1	过线夹线螺钉	Thread-running holding screw
31	GL160-8			*	*	*	*	*	*	*	*	*	*	*	*	2	夹线螺母	Thread-holding nut
32	GS280-8			*	*	*	*	*	*	*	*	*	*	*	*	2	夹线螺钉	Thread-holding screw
33	GR237-8			*	*	*	*	*	*	*	*	*	*	*	*	4	夹线板	Thread-holding plate
34	GR369-8			*	*	*	*	*	*	*	*	*	*	*	*	2	夹线簧座	Thread-holding spring
35	GW133-8			*	*	*	*	*	*	*	*	*	*	*	*	2	夹线簧	Thread-holding spring
36	GR239-8			*	*	*	*	*	*	*	*	*	*	*	*	2	夹线制动板	Thread-holding brake
37	GL160-8			*	*	*	*	*	*	*	*	*	*	*	*	2	夹线螺母	Thread-holding nut



## 挑线刺布组件

## STITCH-EMBROIDERY COMPONENTS

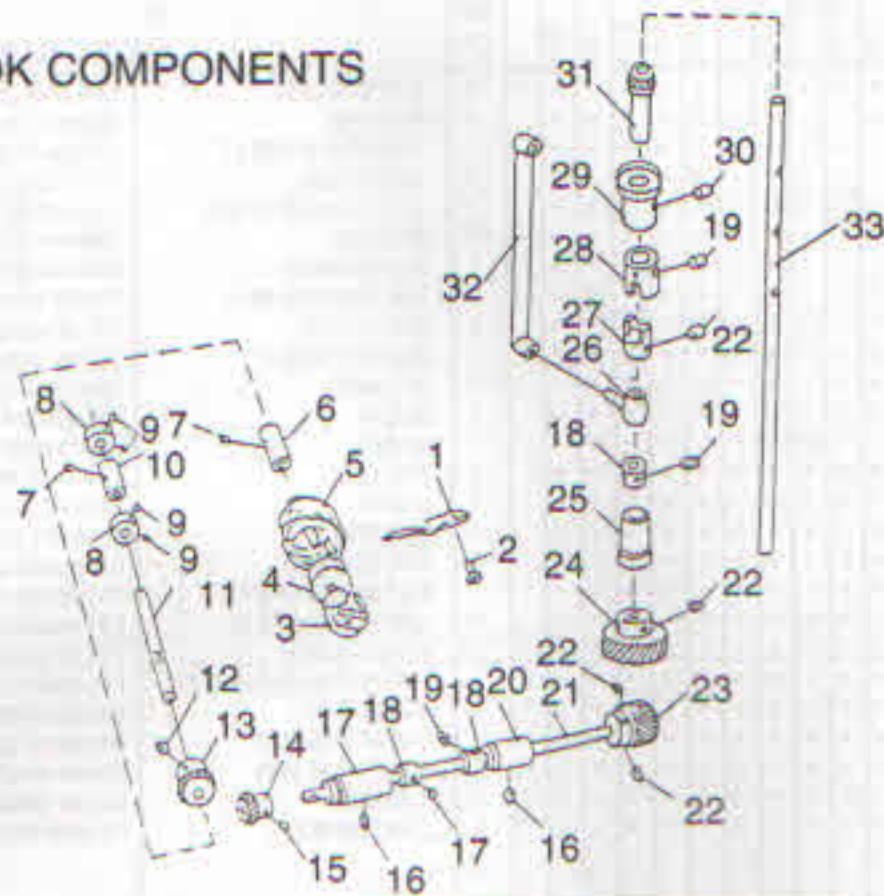


序号 NO	件号 PART NO.	201203	201210	201301	201403	201503	201504	201508	201509	201512	157A	157B	157C	157D	数量 QTY	名称 DESCRIPTION
1	GR485/5-8	*	*	*	*	*	*	*	*	*	*	*	*	*	1	针杆摆动架组件 Swaying rack of needle staff components
2	GR251-8	*	*	*	*	*	*	*	*	*	*	*	*	*	1	针杆摆动架 Swaying rack of needle staff
3	GR255-8	*	*	*	*	*	*	*	*	*	*	*	*	*	1	针杆定位片 Locating plate of needle staff
4	GS163-8	*	*	*	*	*	*	*	*	*	*	*	*	*	2	针杆定位片螺钉 Locating plate screw
5	GS158-8	*	*	*	*	*	*	*	*	*	*	*	*	*	1	针杆偏心销螺钉 Eccentric pin screw of needle staff
6	GX143-8	*	*	*	*	*	*	*	*	*	*	*	*	*	1	针杆摆动架销 Pin of swaying rack
7	GS164-8	*	*	*	*	*	*	*	*	*	*	*	*	*	1	针杆摆动架销螺钉 Pin of swaying rack screw
8	GZ223-8	*	*	*	*	*	*	*	*	*	*	*	*	*	1	针杆 Needle bar
9	GZ140-8	*	*	*	*	*	*	*	*	*	*	*	*	*	1	针杆 Needle bar
9	GR252-8	*	*	*	*	*	*	*	*	*	*	*	*	*	1	针杆线勾 Thread-hook of needle staff
10	GV130-8	*	*	*	*	*	*	*	*	*	*	*	*	*	1	机针 Needle
11	GS159-8	*	*	*	*	*	*	*	*	*	*	*	*	*	1	机针紧定螺钉 Locking screw of needle
12	GR484/4-8	*	*	*	*	*	*	*	*	*	*	*	*	*	1	针夹组件 Needle clamp components
13	GR467-8	*	*	*	*	*	*	*	*	*	*	*	*	*	1	针夹 Needle clamp
14	GS290-8	*	*	*	*	*	*	*	*	*	*	*	*	*	1	线勾螺钉 Thread-hook screw
15	GR466-8	*	*	*	*	*	*	*	*	*	*	*	*	*	1	针杆线勾 Thread-hook of needle staff
16	GS289-8	*	*	*	*	*	*	*	*	*	*	*	*	*	1	机针紧定螺钉 Needle lock screw
17	GR361-8	*	*	*	*	*	*	*	*	*	*	*	*	*	1	针杆摆动架 Needle bar swaying rack
18	GZ200-8	*	*	*	*	*	*	*	*	*	*	*	*	*	1	双针针杆 Double needle needle bar
19	GS202-8	*	*	*	*	*	*	*	*	*	*	*	*	*	1	双针轧头紧定螺钉 Double needle clamber lock screw
20	GR360-8	*	*	*	*	*	*	*	*	*	*	*	*	*	1	双针轧头A(选购) Double needle clamber A
	GR360B-8	*	*	*	*	*	*	*	*	*	*	*	*	*	1	双针轧头B(选购) Double needle clamber B
	GR360C-8	*	*	*	*	*	*	*	*	*	*	*	*	*	1	双针轧头C(选购) Double needle clamber C
21	GV130-8	*	*	*	*	*	*	*	*	*	*	*	*	*	2	机针 Needle
22	GS262-8	*	*	*	*	*	*	*	*	*	*	*	*	*	2	机针紧定螺钉 Needle lock screw
23	GS254-8	*	*	*	*	*	*	*	*	*	*	*	*	*	1	上轮吊紧螺钉 Clamping screw of upper wheel
24	GS279-8	*	*	*	*	*	*	*	*	*	*	*	*	*	1	离合小螺钉 Clutch little screw
25	GP151-8	*	*	*	*	*	*	*	*	*	*	*	*	*	1	离合手轮 Clutch wheel
26	GR380-8	*	*	*	*	*	*	*	*	*	*	*	*	*	1	离合垫圈 Clutch washer
28	GP142-8	*	*	*	*	*	*	*	*	*	*	*	*	*	1	上轮 Upper wheel lock screw
	GP130-8	*	*	*	*	*	*	*	*	*	*	*	*	*	1	上轮 Upper wheel
29	GS280-8	*	*	*	*	*	*	*	*	*	*	*	*	*	1	上轮套螺钉 Sleeve screw
30	GO209-8	*	*	*	*	*	*	*	*	*	*	*	*	*	1	上轮套筒 Sleeve of upper wheel
31	GS277-8	*	*	*	*	*	*	*	*	*	*	*	*	*	1	上轴后轴套螺钉 Back sleeve of upper shaft
	GS173-8	*	*	*	*	*	*	*	*	*	*	*	*	*	1	上轴后轴套紧定螺钉 Fastening screw of back sleeve
32	GO208-8	*	*	*	*	*	*	*	*	*	*	*	*	*	1	上轴后轴套 Back sleeve of upper shaft
	GO144-8	*	*	*	*	*	*	*	*	*	*	*	*	*	1	上轴后轴套 Back sleeve of upper shaft
33	GZ141-8	*	*	*	*	*	*	*	*	*	*	*	*	*	1	上轴 Upper shaft
	GZ207-8	*	*	*	*	*	*	*	*	*	*	*	*	*	1	上轴 Upper shaft
	GZ203-8	*	*	*	*	*	*	*	*	*	*	*	*	*	1	上轴 Upper shaft
	GZ248-8	*	*	*	*	*	*	*	*	*	*	*	*	*	1	上轴 Upper shaft
34	GT153-8	*	*	*	*	*	*	*	*	*	*	*	*	*	1	送布凸轮 Cam of cloth-feeding
35	GS251-8	*	*	*	*	*	*	*	*	*	*	*	*	*	2	送布凸轮螺钉 Cam of cloth-feeding screw
36	GC131-8	*	*	*	*	*	*	*	*	*	*	*	*	*	1	上轴弧齿锥齿轮 Arc-cone gear (upper shaft)
37	GS167-8	*	*	*	*	*	*	*	*	*	*	*	*	*	2	上轴弧齿锥齿轮螺钉 Screw or arc-cone gear

序号 NO	件号 PART NO	20123	201230	20123	20143	20153	20153A	20153B	20153-5	20163	201143	457A	457B	457C	457D	数量 QTY	名称 DESCRIPTION	
38	GC130-8	*	*	*	*	*	*	*	*	*	*	*	*	*	*	1	上轮螺旋齿轮	Spiral of gear of upper shaft
	GC148-8	-	-	-	-	-	-	-	-	-	-	-	-	-	-	1	螺旋齿轮	Spiral of gear of upper shaft
39	GS170-8	*	*	*	*	*	*	*	*	*	*	*	*	*	*	1	上轮螺旋齿轮螺钉	Screw of spiral gear
40	GO143-8	*	*	*	*	*	*	*	*	*	*	*	*	*	*	1	上轴前轴套	Front sleeve of upper shaft
41	GS169-8	*	*	*	*	*	*	*	*	*	*	*	*	*	*	1	上轴前轴套紧定螺钉	Fastening screw of front sleeve
42	GH145-8	*	*	*	*	*	*	*	*	*	*	*	*	*	*	1	挑线曲柄	Stitch crank
43	GS168-8	*	*	*	*	*	*	*	*	*	*	*	*	*	*	1	挑线曲柄螺钉	Stitch crank screw
44	GS404-8	*	*	*	*	*	*	*	*	*	*	*	*	*	*	2	针杆曲柄紧固螺钉	Crank fastening screw
45	GX144-8	*	*	*	*	*	*	*	*	*	*	*	*	*	*	1	挑线摇杆销	Pin of swaying staff
46	GS147-8	*	*	*	*	*	*	*	*	*	*	*	*	*	*	1	挑线摇杆销螺钉	Screw of swaying staff
47	GH141-8	*	*	*	*	*	*	*	*	*	*	*	*	*	*	1	挑线摇杆	Stitch-swaying staff
48	GH143-8	*	*	*	*	*	*	*	*	*	*	*	*	*	*	1	挑线杆	Stitch-staff
49	GH200-8	-	-	-	-	-	-	-	-	-	-	-	-	-	-	1	挑线杆	Stitch-staff
50	GH144-8	*	*	*	*	*	*	*	*	*	*	*	*	*	*	1	针杆曲柄	Crank of needle staff
51	GH140-8	*	*	*	*	*	*	*	*	*	*	*	*	*	*	1	小连杆	Small connecting staff
52	GS166-8	*	*	*	*	*	*	*	*	*	*	*	*	*	*	1	倒牙螺钉	Toothed screw
53	GR253-8	*	*	*	*	*	*	*	*	*	*	*	*	*	*	1	针杆连接轴体	Connecting shaft
54	GS161-8	*	*	*	*	*	*	*	*	*	*	*	*	*	*	1	针杆连接轴螺钉	Pin-screw of needle
55	GO141-8	*	*	*	*	*	*	*	*	*	*	*	*	*	*	1	针杆连接轴垫圈	Pin-washer of connecting shaft
56	GZ142-8	*	*	*	*	*	*	*	*	*	*	*	*	*	*	1	针杆连接轴销	Pin of connecting shaft
57	GS160-8	*	*	*	*	*	*	*	*	*	*	*	*	*	*	1	针杆连接轴销紧定螺钉	Pin-locking screw of connecting shaft
58	GK254-8	*	*	*	*	*	*	*	*	*	*	*	*	*	*	1	小连杆导板	Guide of small of connecting staff
59	GS132-8	*	*	*	*	*	*	*	*	*	*	*	*	*	*	2	小连杆导板螺钉	Screw of guide
60	GO217-8	*	*	*	*	*	*	*	*	*	*	*	*	*	*	2	小连杆导板垫圈	Guide washer
61	GO799-8	*	*	*	*	*	*	*	*	*	*	*	*	*	*	1	上轴挡圈	Upper Shaft retainer
62	GS167-8	*	*	*	*	*	*	*	*	*	*	*	*	*	*	2	上轴挡圈螺钉	Retainer screw of upper shaft

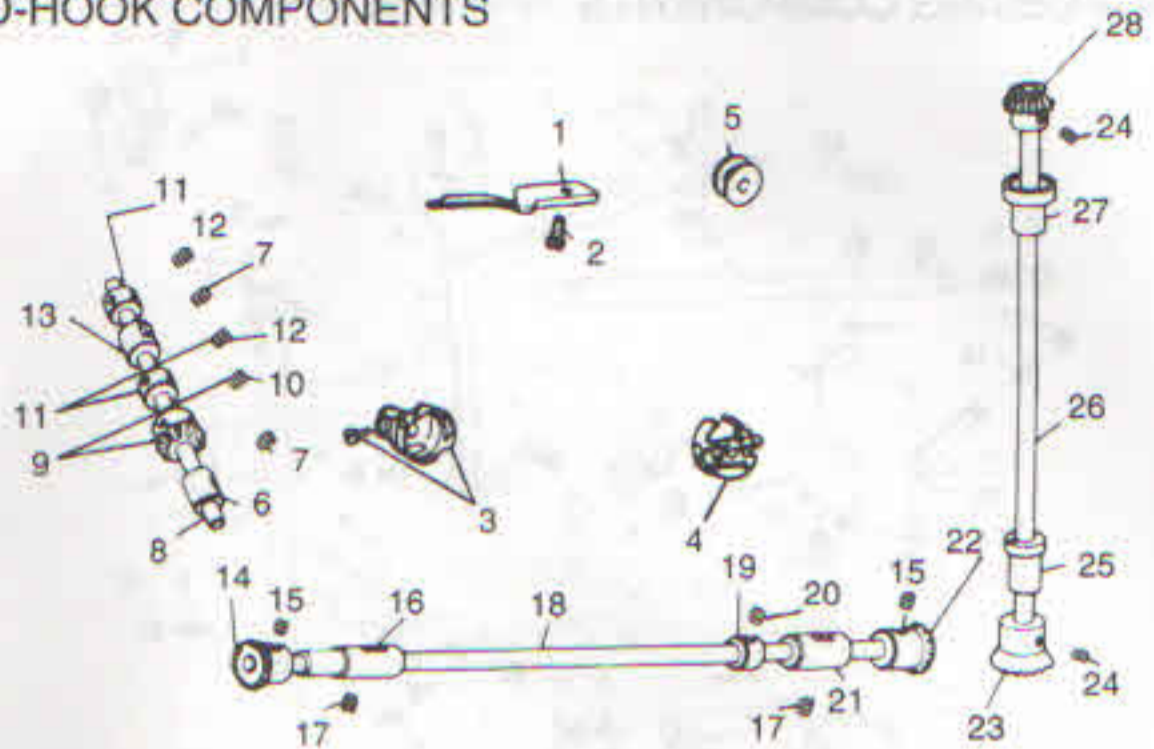
勾线组件

THREAD-HOOK COMPONENTS



序号 NO	件号 PART NO.	20U22	20U23D	20U33	20U43	20U53	20U53A	20U53B	20U53-E	20U53	20U143	457A	457B	457C	457D	数量 QTY	名称 DESCRIPTION
1	GR278-8	*	*	-	*	-	-	-	*	*	*	-	-	-	-	1	旋梭定位板 Locating plate of rotating shuttle
2	GS266-8	*	*	-	*	-	-	-	*	*	*	-	-	-	-	1	旋梭定位板螺钉 Screw of locating plate
3	GM131-8	*	*	-	*	-	-	-	*	*	*	-	-	-	-	1	梭子 Shuttle
4	GN135-8	*	*	-	*	-	-	-	*	*	*	-	-	-	-	1	梭心 Shuttle core
5	GN130-8	*	*	-	*	-	-	-	*	*	*	-	-	-	-	1	旋梭 Rotating shuttle
6	GO163-8	*	*	-	*	-	-	-	*	*	*	-	-	-	-	1	旋梭前轴套 Front sleeve of rotating shuttle shaft
7	GS201-8	*	*	-	*	-	-	-	*	*	*	-	-	-	-	2	旋梭前轴套螺钉 Screw of front sleeve
8	GO164-8	*	*	-	*	-	-	-	*	*	*	-	-	-	-	2	旋梭轴挡圈 Retainer of rotating shuttle shaft
9	GS202-8	*	*	-	*	-	-	-	*	*	*	-	-	-	-	4	旋梭轴挡圈螺钉 Retainer screw
10	GO165-8	*	*	-	*	-	-	-	*	*	*	-	-	-	-	1	旋梭轴后轴套 Back sleeve of rotating shuttle shaft
11	GZ164-8	*	*	-	*	-	-	-	*	*	*	-	-	-	-	1	旋梭轴 Rotating shuttle shaft
12	GS167-8	*	*	-	*	-	-	-	*	*	*	-	-	-	-	2	旋梭轴弧齿锥齿轮螺钉 Screw arc-cone gear
13	GC141-8	*	*	-	*	-	-	-	*	*	*	-	-	-	-	1	旋梭轴弧齿锥齿轮 Arc-cone gear of rotating shuttle shaft
14	GC140-8	*	*	-	*	-	-	-	*	*	*	-	-	-	-	1	下轴弧齿锥齿轮 Arc-cone gear of lower shaft
15	GS199-8	*	*	-	*	-	-	-	*	*	*	-	-	-	-	2	下轴弧齿锥齿轮螺钉 Screw of arc-cone gear
16	GS147-8	*	*	-	*	-	-	-	*	*	*	-	-	-	-	2	下轴前后轴套螺钉 Screw
17	GO162-8	*	*	-	*	-	-	-	*	*	*	-	-	-	-	1	下轴前轴套 Front sleeve of lower shaft
	GO216-8	-	-	-	-	-	-	-	-	-	-	-	-	-	-	1	下轴前轴套 Front sleeve of lower shaft
18	GO158-8	*	*	-	*	-	-	-	*	*	*	-	-	-	-	3	下轴(立轴)挡圈 Lower shaft retainer
19	GS199-8	*	*	-	*	-	-	-	*	*	*	-	-	-	-	6	下轴挡圈螺钉 Retainer screw of lower shaft
20	GO161-8	*	*	-	*	-	-	-	*	*	*	-	-	-	-	1	下轴后轴套 Back sleeve of lower shaft
	GO215-8	-	-	-	-	-	-	-	-	-	-	-	-	-	-	1	下轴后轴套 Back sleeve of lower shaft
21	GZ163-8	*	*	-	*	-	-	-	*	*	*	-	-	-	-	1	下轴 Lower shaft
	GZ210-8	-	-	-	-	-	-	-	-	-	-	-	-	-	-	1	下轴 Lower shaft
22	GS167-8	*	*	-	*	-	-	-	*	*	*	-	-	-	-	6	差动齿轮螺钉 Screw of differential gear
23	GC139-8	*	*	-	*	-	-	-	*	*	*	-	-	-	-	1	下轴差动齿轮 Differential gear
24	GC137-8	*	*	-	*	-	-	-	*	*	*	-	-	-	-	1	立轴差动齿轮 Differential gear
25	GO159-8	*	*	-	*	-	-	-	*	*	*	-	-	-	-	1	立轴下轴套 Lower sleeve of vertical shaft
26	GO157-8	*	*	-	*	-	-	-	*	*	*	-	-	-	-	1	差动滑套 Differential shaft sliding-cover
27	GO156-8	*	*	-	*	-	-	-	*	*	*	-	-	-	-	1	下离合套壳 Lower clutch sleeve
28	GO155-8	*	*	-	*	-	-	-	*	*	*	-	-	-	-	1	上离合套筒 Upper clutch sleeve
29	GO154-8	*	*	-	*	-	-	-	*	*	*	-	-	-	-	1	立轴上轴套 Upper sleeve of vertical shaft
30	GS198-8	*	*	-	*	-	-	-	*	*	*	-	-	-	-	1	立轴上轴套螺钉 Screw of upper sleeve
31	GC136-8	*	*	-	*	-	-	-	*	*	*	-	-	-	-	1	立轴弧齿锥齿轮 Arc-cone gear
32	GH168-8	*	*	-	*	-	-	-	*	*	*	-	-	-	-	1	大差动连杆 Differential connecting bar
33	GZ162-8	*	*	-	*	-	-	-	*	*	*	-	-	-	-	1	立轴 Vertical shaft

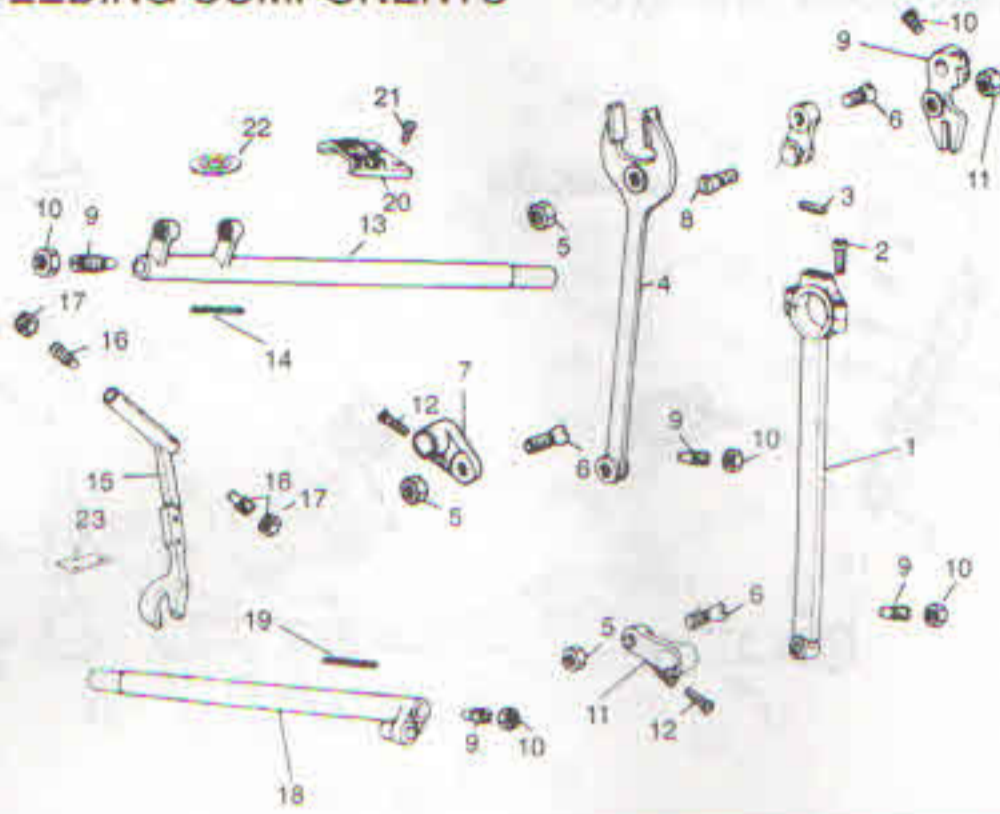
勾线组件  
THREAD-HOOK COMPONENTS



序号 NO	件号 PART NO	30J23	30J20	30J30	30J43	30J53	30J53A	30J53B	30J53-2	30J63	30J143	457A	457B	457C	457D	数量 QTY	名称 DESCRIPTION
1	GR278-8	-	-	*	*	*	*	*	*	*	*	*	*	*	*	1	旋梭定位板 Locating plate of rotating shuttle
2	GS256-8	-	-	*	*	*	*	*	*	*	*	*	*	*	*	1	旋梭定位板螺钉 Screw of locating plate
3	GN130-8	-	-	*	*	*	*	*	*	*	*	*	*	*	*	1	旋梭 Shuttle
4	GN131-8	-	-	*	*	*	*	*	*	*	*	*	*	*	*	1	梭子 Shuttle core
5	GN135-8	-	-	*	*	*	*	*	*	*	*	*	*	*	*	1	梭芯 Rotating shuttle
6	GO163-8	-	-	*	*	*	*	*	*	*	*	*	*	*	*	1	旋梭轴前轴套 Front sleeve of rotating shuttle shaft
7	GS201-8	-	-	*	*	*	*	*	*	*	*	*	*	*	*	2	旋梭轴轴套螺钉 Screw of front sleeve
8	GZ164-8	-	-	*	*	*	*	*	*	*	*	*	*	*	*	1	旋梭轴 Rotating shuttle shaft
9	GC141-8	-	-	*	*	*	*	*	*	*	*	*	*	*	*	1	旋梭轴弧齿锥齿轮 Screw arc-cone gear
10	GS167-8	-	-	*	*	*	*	*	*	*	*	*	*	*	*	2	旋梭轴弧齿锥齿轮螺钉 Arc-cone gear of rotating shuttle shaft
11	GO164-8	-	-	*	*	*	*	*	*	*	*	*	*	*	*	2	旋梭轴挡圈 Retainer of rotating shuttle shaft
12	GS202-8	-	-	*	*	*	*	*	*	*	*	*	*	*	*	4	旋梭轴挡圈螺钉 Retainer screw
13	GO165-8	-	-	*	*	*	*	*	*	*	*	*	*	*	*	1	旋梭轴后轴套 Back sleeve of rotating shuttle shaft
14	GC140-8	-	-	*	*	*	*	*	*	*	*	*	*	*	*	1	下轴弧齿锥齿轮(左) Arc-cone gear of lower shaft(left)
15	GS199-8	-	-	*	*	*	*	*	*	*	*	*	*	*	*	4	下轴弧齿锥齿轮螺钉 Screw of lower shaft
16	GO162-8	-	-	*	*	*	*	*	*	*	*	*	*	*	*	1	下轴前轴套 Front sleeve of lower shaft
17	GS147-8	-	-	*	*	*	*	*	*	*	*	*	*	*	*	2	下轴前后轴套螺钉 Screw of arc-cone gear
18	GZ225-8	-	-	*	*	*	*	*	*	*	*	*	*	*	*	1	下轴 Lower shaft
19	GO232-8	-	-	*	*	*	*	*	*	*	*	*	*	*	*	1	下轴挡圈 Lower shaft retainer
20	GS199-8	-	-	*	*	*	*	*	*	*	*	*	*	*	*	4	下轴挡圈螺钉 Retainer screw of lower shaft
21	GO231-8	-	-	*	*	*	*	*	*	*	*	*	*	*	*	1	下轴后轴套 Back sleeve of lower shaft
22	GC151-8	-	-	*	*	*	*	*	*	*	*	*	*	*	*	1	下轴弧齿锥齿轮(右) Arc-cone gear of lower shaft(right)
23	GC152-8	-	-	*	*	*	*	*	*	*	*	*	*	*	*	1	立轴弧齿锥齿轮(下) Arc-cone gear of vertical shaft(lower)
24	GS199-8	-	-	*	*	*	*	*	*	*	*	*	*	*	*	4	立轴弧齿锥齿轮螺钉 screw of differential gear
25	GO229-8	-	-	*	*	*	*	*	*	*	*	*	*	*	*	1	立轴下轴套 Lower sleeve of vertical shaft
26	GZ224-8	-	-	*	*	*	*	*	*	*	*	*	*	*	*	1	立轴 Vertical shaft
27	GO228-8	-	-	*	*	*	*	*	*	*	*	*	*	*	*	1	立轴上轴套 Upper sleeve of vertical shaft
28	GC150-8	-	-	*	*	*	*	*	*	*	*	*	*	*	*	1	立轴弧齿锥齿轮(上) Arc-cone gear of vertical shaft(upper)

送料组件

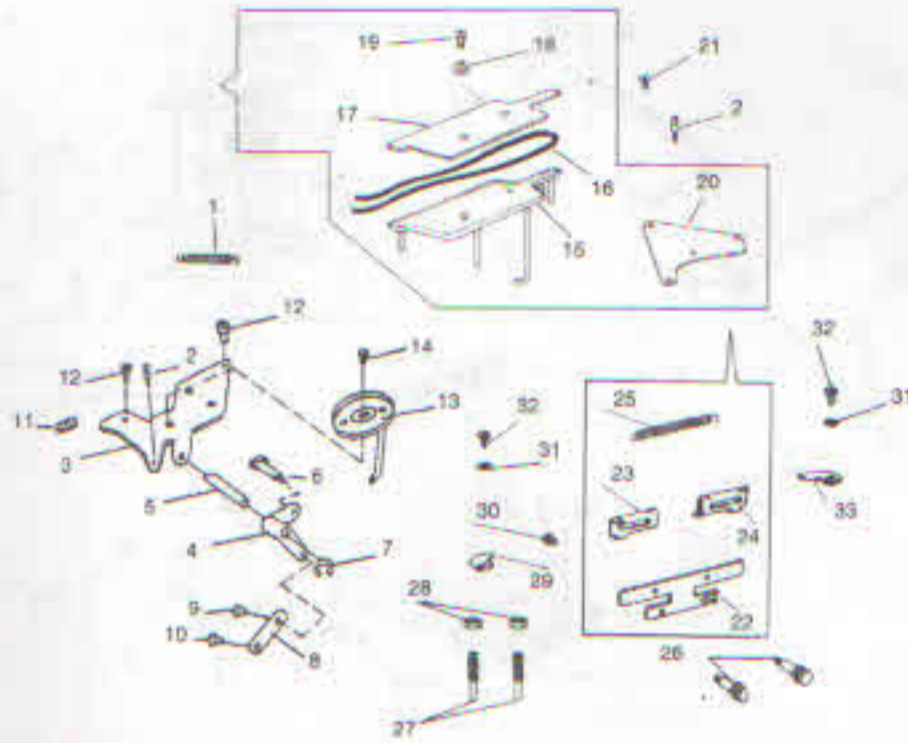
MATERIAL-FEEDING COMPONENTS



序号 NO	件号 PART NO	20U23	20U23D	20U33	20U43	20U53	20U53A	20U53B	20U53C	20U143	457A	457B	457C	457D	数量 QTY	名称 DESCRIPTION
1	GR504/4-8	*	*	*	*	*	*	*	*	*	*	*	*	*	1	拾牙连杆组件 Toothed connecting bar components
2	GS142-8	*	*	*	*	*	*	*	*	*	*	*	*	*	2	拾牙连杆螺钉 Toothed connecting bar screw
3	GR268-8	*	*	*	*	*	*	*	*	*	*	*	*	*	1	油毡 Oil felt
4	GR267-8	*	*	*	*	*	*	*	*	*	*	*	*	*	1	牙叉 Toothed fork
5	GC142-8	*	*	*	*	*	*	*	*	*	*	*	*	*	3	小圆锥螺母 Small cone nut
6	GS188-8	*	*	*	*	*	*	*	*	*	*	*	*	*	3	小圆锥螺钉 Small cone screw
7	GH157-8	*	*	*	*	*	*	*	*	*	*	*	*	*	1	针距座连杆 Connecting bar of needle distance base
8	GS283-8	*	*	*	*	*	*	*	*	*	*	*	*	*	1	牙叉小圆锥螺钉 Toothed fork small cone screw
9	GR336-8	*	*	*	*	*	*	*	*	*	*	*	*	*	1	针距座 Needle distance base
	GR734-8	*	*	*	*	*	*	*	*	*	*	*	*	*	1	针距座 Needle distance base
10	GS263-8	*	*	*	*	*	*	*	*	*	*	*	*	*	1	针距座支头螺钉 Screw of needle distance base
11	GL142-8	*	*	*	*	*	*	*	*	*	*	*	*	*	1	小圆锥螺母 Pointed nut
12	GS185-8	*	*	*	*	*	*	*	*	*	*	*	*	*	2	送布曲柄螺钉 Crank screw of material-feeding tooth
13	GZ209-8	*	*	*	*	*	*	*	*	*	*	*	*	*	1	送布轴 Cloth-feeding shaft
	GZ152-8	*	*	*	*	*	*	*	*	*	*	*	*	*	1	送布轴 Cloth-feeding shaft
14	GR512-8	*	*	*	*	*	*	*	*	*	*	*	*	*	1	送布轴油线 Cloth-feeding shaft oil level
15	GR265-8	*	*	*	*	*	*	*	*	*	*	*	*	*	1	牙架 Tooth rack
16	GS183-8	*	*	*	*	*	*	*	*	*	*	*	*	*	2	牙架小顶尖螺钉 Pointed screw of tooth rack
17	GL140-8	*	*	*	*	*	*	*	*	*	*	*	*	*	2	牙架小顶尖螺母 Pointed nut of tooth rack
18	GZ151-8	*	*	*	*	*	*	*	*	*	*	*	*	*	1	拾牙轴 Toothed shaft
	GZ208-8	*	*	*	*	*	*	*	*	*	*	*	*	*	1	拾牙轴 Toothed shaft
19	GR1459-8	*	*	*	*	*	*	*	*	*	*	*	*	*	1	拾牙轴油线 Toothed shaft oil level
20	GM142-8	*	*	*	*	*	*	*	*	*	*	*	*	*	1	送料牙 Material-feeding shaft
	GM160-8	*	*	*	*	*	*	*	*	*	*	*	*	*	1	送料牙 Material-feeding shaft
	GM204-8	*	*	*	*	*	*	*	*	*	*	*	*	2	送料牙 Material-feeding shaft	
	GM207-8	*	*	*	*	*	*	*	*	*	*	*	*	1	送料牙 Material-feeding shaft	
21	GS184-8	*	*	*	*	*	*	*	*	*	*	*	*	*	1	送料牙螺钉 Material-feeding shaft screw
22	GM221-8	*	*	*	*	*	*	*	*	*	*	*	*	*	1	圆形送料牙 Material-feeding set
23	GR441-8	*	*	*	*	*	*	*	*	*	*	*	*	*	1	送料座 Feed base

差动、油盘组件

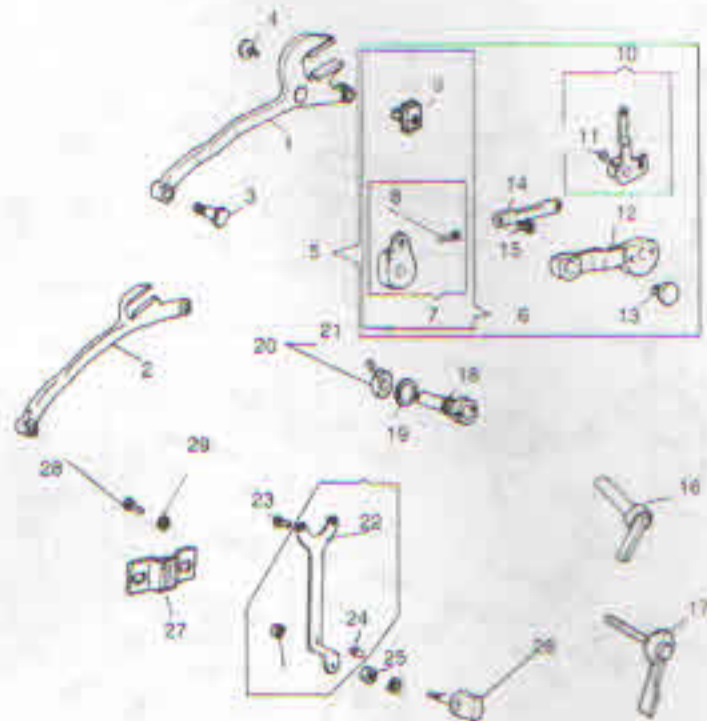
DIFFERENTIAL, OIL COMPONENTS



序号 NO	件号 PART NO.	20L23	20L23D	20L33	20L43	20L53	20L53A	20L53B	20L53-2	20L63	20L143	457A	457B	457C	457D	数量 QTY	名称 DESCRIPTION	
1	GW141-8	*	*	*	*	*	*	*	*	*	*	*	*	*	*	1	摆针调节曲柄弹簧	Spring for adjusting crank
2	GS212-8	*	*	*	*	*	*	*	*	*	*	*	*	*	*	1	拉簧螺钉	Screw of extension spring
3	GR299/2-8	*	*	*	*	*	*	*	*	*	*	*	*	*	*	1	差动曲柄定位架组件	Locating rack components
	GR390/2-8	*	*	*	*	*	*	*	*	*	*	*	*	*	*	1	差动曲柄定位架组件	Locating rack components
4	GH180/3-8	*	*	*	*	*	*	*	*	*	*	*	*	*	*	1	差动曲柄组件	Differential crank components
	GH210/3-8	*	*	*	*	*	*	*	*	*	*	*	*	*	*	1	差动曲柄组件	Differential crank components
5	GZ175-8	*	*	*	*	*	*	*	*	*	*	*	*	*	*	1	差动连接轴	Differential connecting shaft
6	GS219-8	*	*	*	*	*	*	*	*	*	*	*	*	*	*	1	差动连杆连接螺钉	Screw of differential connecting bar
7	GO177-8	*	*	*	*	*	*	*	*	*	*	*	*	*	*	1	差动连接轴挡圈	Retainer of differential connecting shaft
8	GH179-8	*	*	*	*	*	*	*	*	*	*	*	*	*	*	1	小差动连杆	Differential connecting shaft
9	GS216-8	*	*	*	*	*	*	*	*	*	*	*	*	*	*	1	差动连杆连接螺钉	Screw of differential connecting bar
10	GS217-8	*	*	*	*	*	*	*	*	*	*	*	*	*	*	1	摆针滑块连接螺钉	Connecting screw for sliding block
11	GS213-8	*	*	*	*	*	*	*	*	*	*	*	*	*	*	1	差动曲柄定位架轴套支头螺钉	Set screw of locating rack sleeve
12	GS256-8	*	*	*	*	*	*	*	*	*	*	*	*	*	*	2	差动曲柄定位架螺钉	Screw of locating rack
13	GR287-8	*	*	*	*	*	*	*	*	*	*	*	*	*	*	1	小油盘	Oil tray
14	GS132-8	*	*	*	*	*	*	*	*	*	*	*	*	*	*	1	小油盘螺钉	Oil tray screw
15	GR382/6-8	*	*	*	*	*	*	*	*	*	*	*	*	*	*	1	小油盘	Oil tray
	GR474/6-8	*	*	*	*	*	*	*	*	*	*	*	*	*	*	1	小油盘	Oil tray
16	GR389-8	*	*	*	*	*	*	*	*	*	*	*	*	*	*	1	油纱带	Oil gauze
17	GR388-8	*	*	*	*	*	*	*	*	*	*	*	*	*	*	1	油盘毡	Wheel of oil tray
18	GO217-8	*	*	*	*	*	*	*	*	*	*	*	*	*	*	2	平垫圈	Flat washer
19	GS132-8	*	*	*	*	*	*	*	*	*	*	*	*	*	*	2	小油盘螺钉	Screw of oil tray
20	GR469-8	*	*	*	*	*	*	*	*	*	*	*	*	*	*	1	小油盘安装板	Oil tray set base
21	GS256-8	*	*	*	*	*	*	*	*	*	*	*	*	*	*	1	小油盘安装板螺钉	Screw of oil tray set base
22	GR294-8	*	*	*	*	*	*	*	*	*	*	*	*	*	*	1	摆针针距定位架	Locating rack for needle distance
23	GR290-8	*	*	*	*	*	*	*	*	*	*	*	*	*	*	1	摆针针距调节架(A)	Locating rack for needle distance(A)
24	GR291-8	*	*	*	*	*	*	*	*	*	*	*	*	*	*	1	摆针针距调节架(B)	Locating rack for needle distance(B)
25	GW142-8	*	*	*	*	*	*	*	*	*	*	*	*	*	*	1	摆针针距定位架拉簧	Extension spring of locating rack
26	GS253-8	*	*	*	*	*	*	*	*	*	*	*	*	*	*	2	摆针定位螺钉	Locating screw
	GS383-8	*	*	*	*	*	*	*	*	*	*	*	*	*	*	2	摆针定位螺钉	Locating screw
27	GS215-8	*	*	*	*	*	*	*	*	*	*	*	*	*	*	2	摆针定位块调节螺钉	Adjusting screw of locating block
28	GL153-8	*	*	*	*	*	*	*	*	*	*	*	*	*	*	2	摆针定位块调节螺母	Adjusting nut of locating block
29	GR289-8	*	*	*	*	*	*	*	*	*	*	*	*	*	*	1	摆针针距左定位块	Locating block for needle block
30	GS213-8	*	*	*	*	*	*	*	*	*	*	*	*	*	*	2	摆针针距定位架螺钉	Screw of locating block
31	GO174-8	*	*	*	*	*	*	*	*	*	*	*	*	*	*	2	摆针针距定位块垫圈	Washer of locating block
32	GS256-8	*	*	*	*	*	*	*	*	*	*	*	*	*	*	2	摆针针距定位块螺钉	Screw of locating block
33	GR295-8	*	*	*	*	*	*	*	*	*	*	*	*	*	*	1	摆针针距右定位块	Right locating block for needle distance
	GR289-8	*	*	*	*	*	*	*	*	*	*	*	*	*	*	1	摆针针距右定位块	Right locating block for needle distance
	GR366-8	*	*	*	*	*	*	*	*	*	*	*	*	*	*	1	摆针针距右定位块	Right locating block for needle distance
	GR1375-8	*	*	*	*	*	*	*	*	*	*	*	*	*	*	1	摆针针距右定位块	Right locating block for needle distance

# 摆针组件

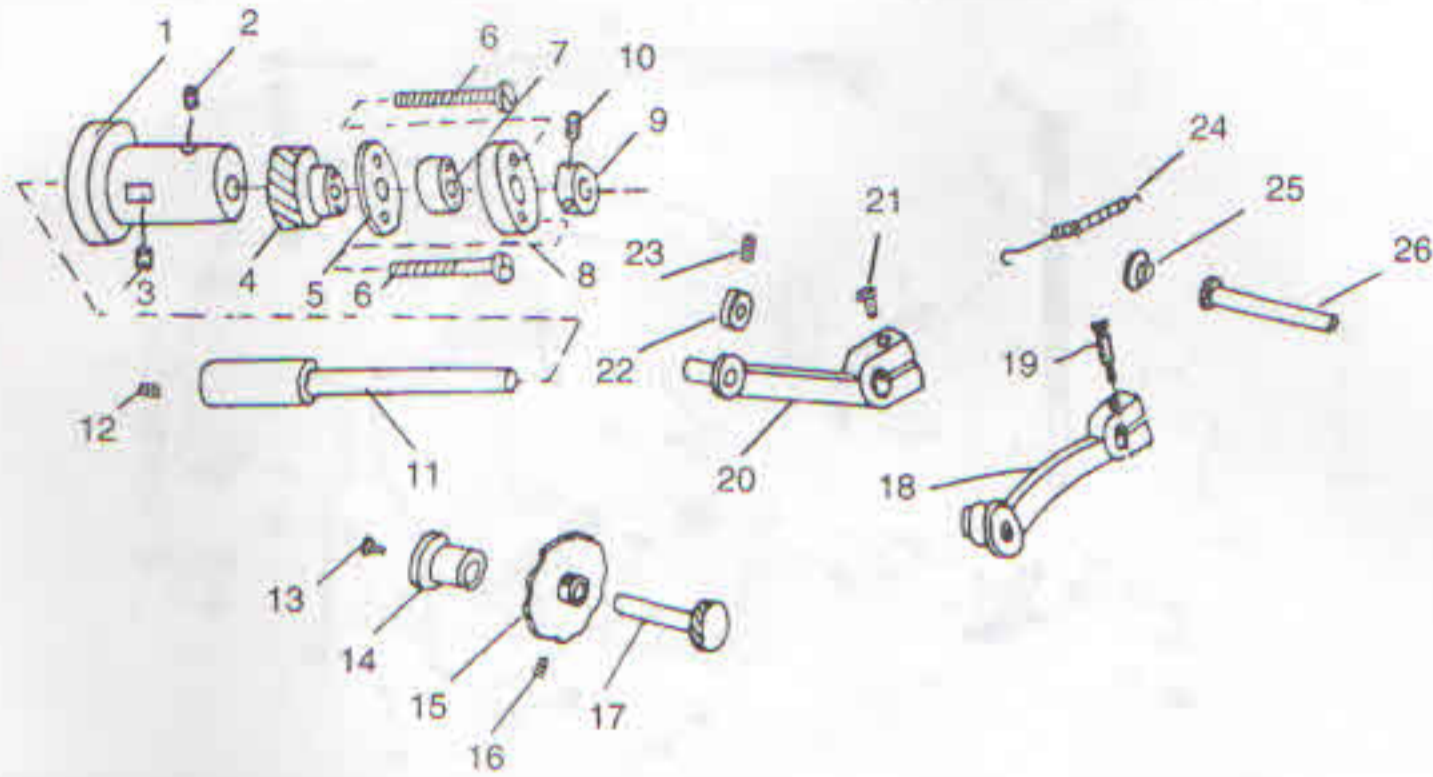
## COMPONENTS OF SWAYING NEEDLE



序号 NO	件号 PART NO.	20J23	20J23D	20J33	20J43	20J53	20J53A	20J53B	20J53-5	20J63	20J143	457A	457B	457C	457D	数量 QTY	名称 DESCRIPTION
1	GR288-8	*	*	*	*	*	*	*	*	*	*	*	*	*	*	1	横针拨叉 Fork of horizontal needle
	GR381-8	-	-	-	-	-	-	-	-	-	-	-	-	-	-	1	横针拨叉 Fork of horizontal needle
	GR402-8	-	-	-	-	-	-	-	-	-	-	-	-	-	-	1	横针拨叉 Fork of horizontal needle
2	GR457-8	-	-	-	-	-	-	-	-	-	-	-	-	-	-	1	横针拨叉 Fork of horizontal needle
3	GX155-8	*	*	*	*	*	*	*	*	*	*	*	*	*	*	1	针杆偏心销 Eccentric pin of needle staff
4	GS291-8	-	-	-	-	-	-	-	-	-	-	-	-	-	-	1	摆针滑块螺钉 Screw of sliding block
	GS217-8	-	-	-	-	-	-	-	-	-	-	-	-	-	-	1	摆针滑块螺钉 Screw of sliding block
5	GR521/12-8	*	*	*	*	*	*	*	*	*	*	*	*	*	*	1	摆针定位组件 Locating block of swaying needle compone
6	GR519/3-8	*	*	*	*	*	*	*	*	*	*	*	*	*	*	1	摆针滑块组件 Sliding block of swaying needle component
7	GR298-8	*	*	*	*	*	*	*	*	*	*	*	*	*	*	1	摆针导块座 Guide base of swaying needle
	GR393-8	-	-	-	-	-	-	-	-	-	-	-	-	-	-	1	摆针导块座 Guide base of swaying needle
8	GS185-8	*	*	*	*	*	*	*	*	*	*	*	*	*	*	1	摆针导块座螺钉 Screw of guide base of swaying needle
9	GU140-8	*	*	*	*	*	*	*	*	*	*	*	*	*	*	1	摆针滑块 Sliding block of swaying needle
10	GR292/2-8	-	-	-	-	-	-	-	-	-	-	-	-	-	-	1	摆针调节曲柄组件 Adjusting crank component
	GR407/2-8	-	-	-	-	-	-	-	-	-	-	-	-	-	-	1	摆针调节曲柄组件 Adjusting crank component
11	GS214-8	*	*	*	*	*	*	*	*	*	*	*	*	*	*	1	摆针调节曲柄套螺钉 Screw of adjusting crank sleeve
12	GR296-8	*	*	*	*	*	*	*	*	*	*	*	*	*	*	1	摆针定位块 Locating block of swaying needle
	GR459-8	-	-	-	-	-	-	-	-	-	-	-	-	-	-	1	摆针定位块 Locating block of swaying needle
13	GX154-8	*	*	*	*	*	*	*	*	*	*	*	*	*	*	1	摆针导块连接销 Connecting pin of guide
14	GH178-8	*	*	*	*	*	*	*	*	*	*	*	*	*	*	1	摆针调节连杆 Adjustable connecting bar
15	GS216-8	*	*	*	*	*	*	*	*	*	*	*	*	*	*	3	差动连杆连接螺钉 Connecting screw of differential connecting
16	GR392/2-8	*	*	*	*	*	*	*	*	*	*	*	*	*	*	1	摆针扳手组件 Spanner of swaying needle component
17	GR731/2-8	-	-	-	-	-	-	-	-	-	-	-	-	-	-	1	摆针扳手组件 Spanner of swaying needle component
18	GO179-8	*	*	*	*	*	*	*	*	*	*	*	*	*	*	1	摆针扳手轴套 Spanner sleeve
	GO286-8	-	-	-	-	-	-	-	-	-	-	-	-	-	-	1	摆针扳手轴套 Spanner sleeve
19	GO211-8	*	*	*	*	*	*	*	*	*	*	*	*	*	*	1	摆针扳手轴套垫圈 Washer of spanner sleeve
20	GO178-8	*	*	*	*	*	*	*	*	*	*	*	*	*	*	1	摆针扳手定位挡圈 Locating retainer of spanner
21	GR218-8	*	*	*	*	*	*	*	*	*	*	*	*	*	*	2	摆针扳手定位挡圈螺钉 Screw of locating retainer of spanner
22	GR394-8	-	-	-	-	-	-	-	-	-	-	-	-	-	-	1	单边曲折调节架 Adjusting rack
	GR1427-8	-	-	-	-	-	-	-	-	-	-	-	-	-	-	1	单边曲折调节架 Adjusting rack
23	GS223-8	-	-	-	-	-	-	-	-	-	-	-	-	-	-	2	单边曲折调节架螺钉 Screw
24	GS281-8	-	-	-	-	-	-	-	-	-	-	-	-	-	-	1	单边曲折定位钉 Locating pin of adjusting rack
	GS701-8	-	-	-	-	-	-	-	-	-	-	-	-	-	-	2	单边曲折定位钉 Locating pin of adjusting rack
25	GL163-8	-	-	-	-	-	-	-	-	-	-	-	-	-	-	1	单边曲折定位钉螺母 Locating pin nut of adjusting rack
	GR235-8	-	-	-	-	-	-	-	-	-	-	-	-	-	-	1	单边曲折定位钉螺母 Locating pin nut of adjusting rack
26	GR411-8	-	-	-	-	-	-	-	-	-	-	-	-	-	-	1	单边曲折手柄 Handle component
	GR729-8	-	-	-	-	-	-	-	-	-	-	-	-	-	-	1	单边曲折手柄 Handle component
27	GR395-8	-	-	-	-	-	-	-	-	-	-	-	-	-	-	1	单边曲折定位架 Locating rack
	GR488-8	-	-	-	-	-	-	-	-	-	-	-	-	-	-	2	单边曲折定位架 Locating rack
	GR1427-8	-	-	-	-	-	-	-	-	-	-	-	-	-	-	2	单边曲折定位架 Locating rack
28	GS273-8	-	-	-	-	-	-	-	-	-	-	-	-	-	-	1	单边曲折定位架螺钉 Screw of locating rack
29	GO217-8	-	-	-	-	-	-	-	-	-	-	-	-	-	-	1	单边曲折定位架垫圈 Washer of locating rack

摆针花模组件

COMPONENTS OF SWAYING NEEDLE

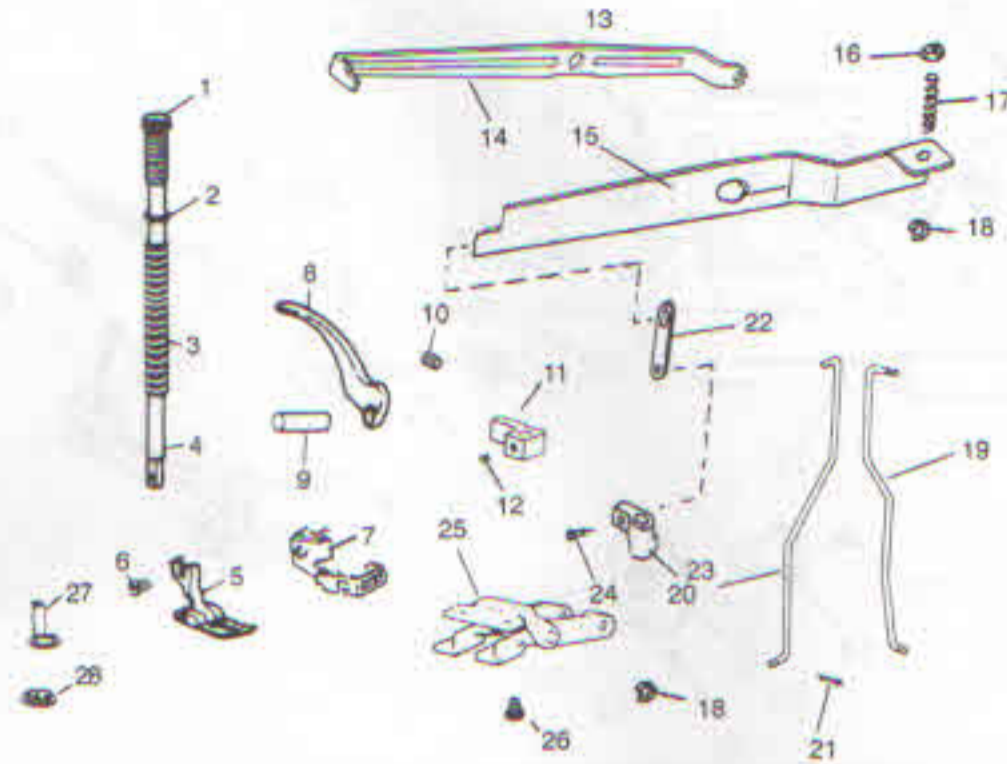


序号 NO	件号 PART NO.	20L23	20L23D	20L23E	20L43	20L53	20L53A	20L53B	20L53C	20L53D	20L53E	20L53F	20L53G	20L53H	20L53I	20L53J	20L53K	20L53L	20L53M	20L53N	20L53O	20L53P	20L53Q	20L53R	20L53S	20L53T	20L53U	20L53V	20L53W	20L53X	20L53Y	20L53Z	数量 QTY	名称 DESCRIPTION
1	GO180-8	*	*	-	-	-	-	-	-	-	-	-	-	-	-	-	-	-	-	-	-	-	-	-	-	-	-	-	-	-	-	-	1	摆针轴套 Sleeve of swaying needle
2	GS199-8	*	*	-	-	-	-	-	-	-	-	-	-	-	-	-	-	-	-	-	-	-	-	-	-	-	-	-	-	-	-	-	1	摆针轴紧定螺钉 Fastening screw of swaying needle shaft
3	GS147-8	*	*	-	-	-	-	-	-	-	-	-	-	-	-	-	-	-	-	-	-	-	-	-	-	-	-	-	-	-	-	-	1	摆针轴套螺钉 Screw of sleeve of swaying needle
4	GC146-8	*	*	*	*	*	*	*	*	*	*	*	*	*	*	*	*	*	*	*	*	*	*	*	*	*	*	*	*	*	*	*	1	摆针齿轮 Gear of swaying needle
5	GO181-8	*	*	-	-	-	-	-	-	-	-	-	-	-	-	-	-	-	-	-	-	-	-	-	-	-	-	-	-	-	-	-	1	偏心挡圈 Eccentric retainer
6	GO212-8	*	*	-	-	-	-	-	-	-	-	-	-	-	-	-	-	-	-	-	-	-	-	-	-	-	-	-	-	-	-	-	1	偏心挡圈 Eccentric retainer
7	GS221-8	*	*	*	*	*	*	*	*	*	*	*	*	*	*	*	*	*	*	*	*	*	*	*	*	*	*	*	*	*	*	*	2	摆针偏心凸轮连接螺钉 Connecting screw of eccentric cam
8	GO182-8	*	*	-	-	-	-	-	-	-	-	-	-	-	-	-	-	-	-	-	-	-	-	-	-	-	-	-	-	-	-	-	1	摆针偏心凸轮后挡圈 Back retainer of eccentric cam
9	GO213-8	*	*	-	-	-	-	-	-	-	-	-	-	-	-	-	-	-	-	-	-	-	-	-	-	-	-	-	-	-	-	-	1	摆针偏心凸轮后挡圈 Back retainer of eccentric cam
10	GO183-8	*	*	-	-	-	-	-	-	-	-	-	-	-	-	-	-	-	-	-	-	-	-	-	-	-	-	-	-	-	-	-	1	摆针轴挡圈 Retainer of swaying needle shaft
11	GS223-8	*	*	*	*	*	*	*	*	*	*	*	*	*	*	*	*	*	*	*	*	*	*	*	*	*	*	*	*	*	*	*	2	摆针轴挡圈螺钉 Screw of retainer of swaying shaft
12	GZ177-8	*	*	-	-	-	-	-	-	-	-	-	-	-	-	-	-	-	-	-	-	-	-	-	-	-	-	-	-	-	-	-	1	摆针轴 Swaying needle shaft
13	GZ203-8	-	-	-	-	-	-	-	-	-	-	-	-	-	-	-	-	-	-	-	-	-	-	-	-	-	-	-	-	-	-	-	1	摆针轴 Swaying needle shaft
14	GZ219-8	-	-	-	-	-	-	-	-	-	-	-	-	-	-	-	-	-	-	-	-	-	-	-	-	-	-	-	-	-	-	-	1	摆针轴 Swaying needle shaft
15	GS147-8	-	-	-	-	-	-	-	-	-	-	-	-	-	-	-	-	-	-	-	-	-	-	-	-	-	-	-	-	-	-	-	1	摆针轴螺钉 Screw of swaying needle shaft
16	GS166-8	-	-	-	-	-	-	-	-	-	-	-	-	-	-	-	-	-	-	-	-	-	-	-	-	-	-	-	-	-	-	-	1	倒牙螺钉 Left-hand screw
17	GO226-8	-	-	-	-	-	-	-	-	-	-	-	-	-	-	-	-	-	-	-	-	-	-	-	-	-	-	-	-	-	-	-	1	斜齿轮套 Leaning gear sleeve
18	GR461/2-8	-	-	-	-	-	-	-	-	-	-	-	-	-	-	-	-	-	-	-	-	-	-	-	-	-	-	-	-	-	-	-	1	花模组件 Cam component
19	GR1314/2-8	-	-	-	-	-	-	-	-	-	-	-	-	-	-	-	-	-	-	-	-	-	-	-	-	-	-	-	-	-	-	-	1	花模组件 Cam component
20	GR1881/2-8	-	-	-	-	-	-	-	-	-	-	-	-	-	-	-	-	-	-	-	-	-	-	-	-	-	-	-	-	-	-	-	1	花模组件 Cam component
21	GS202-8	-	-	-	-	-	-	-	-	-	-	-	-	-	-	-	-	-	-	-	-	-	-	-	-	-	-	-	-	-	-	-	1	花模套螺钉 Sleeve screw of cam component
22	GC149-8	-	-	-	-	-	-	-	-	-	-	-	-	-	-	-	-	-	-	-	-	-	-	-	-	-	-	-	-	-	-	-	1	斜齿轮 Leaning gear
23	GC175-8	-	-	-	-	-	-	-	-	-	-	-	-	-	-	-	-	-	-	-	-	-	-	-	-	-	-	-	-	-	-	-	1	斜齿轮 Leaning gear
24	GR458/3-8	-	-	-	-	-	-	-	-	-	-	-	-	-	-	-	-	-	-	-	-	-	-	-	-	-	-	-	-	-	-	-	1	拨叉驱动杆组件 Regulator fork drive lever component
25	GS285-8	-	-	-	-	-	-	-	-	-	-	-	-	-	-	-	-	-	-	-	-	-	-	-	-	-	-	-	-	-	-	-	1	驱动杆螺钉 Screw of drive lever
26	GR460/3-8	-	-	-	-	-	-	-	-	-	-	-	-	-	-	-	-	-	-	-	-	-	-	-	-	-	-	-	-	-	-	-	1	从动杆组件 Following lever component
27	GS020	-	-	-	-	-	-	-	-	-	-	-	-	-	-	-	-	-	-	-	-	-	-	-	-	-	-	-	-	-	-	-	1	从动杆螺钉 Screw of following lever
28	GO164-8	-	-	-	-	-	-	-	-	-	-	-	-	-	-	-	-	-	-	-	-	-	-	-	-	-	-	-	-	-	-	-	1	从动轴挡圈 Washer of following lever
29	GS202-8	-	-	-	-	-	-	-	-	-	-	-	-	-	-	-	-	-	-	-	-	-	-	-	-	-	-	-	-	-	-	-	1	挡圈螺钉 Washer screw
30	GW178-8	-	-	-	-	-	-	-	-	-	-	-	-	-	-	-	-	-	-	-	-	-	-	-	-	-	-	-	-	-	-	-	1	拉簧 Spring
31	GR243	-	-	-	-	-	-	-	-	-	-	-	-	-	-	-	-	-	-	-	-	-	-	-	-	-	-	-	-	-	-	-	1	橡皮塞 Rubber cap
32	GZ222-8	-	-	-	-	-	-	-	-	-	-	-	-	-	-	-	-	-	-	-	-	-	-	-	-	-	-	-	-	-	-	-	1	从动轴 Following shaft



压脚组件

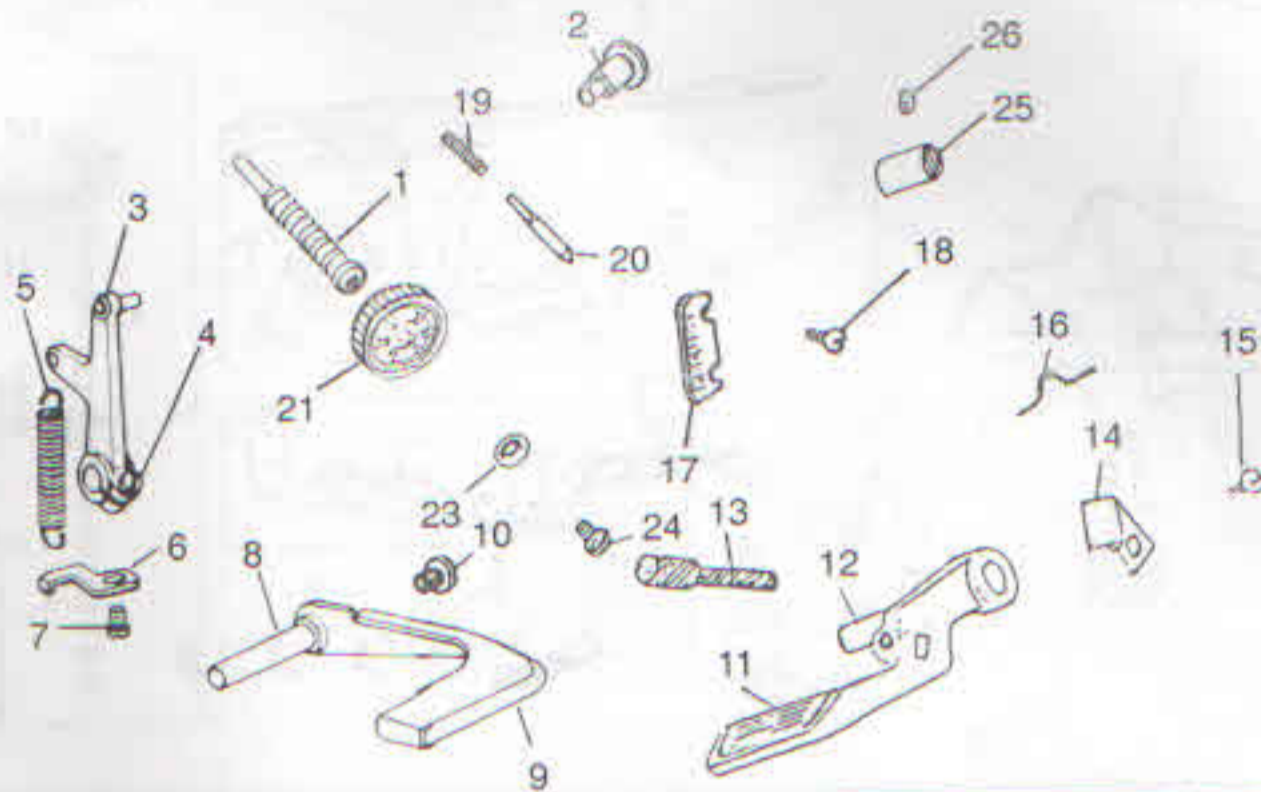
COMPONENTS OF PRESSER FOOT



序号 NO	件号 PART NO	20U22	20U23D	20U33	20U43	20U53	20U53A	20U53B	20U53-E	20U63	20U143	457A	457B	457C	457D	数量 QTY	名称 DESCRIPTION	
1	GS234-8	*	*	*	*	*	*	*	*	*	*	*	*	*	*	1	调压螺钉	Screw for presser-adjusting
	GS384-8	-	-	-	-	-	-	-	-	-	-	-	-	-	-	1	调压螺钉	Screw for presser-adjusting
2	GC178-8	-	-	-	-	-	-	-	-	-	-	-	-	-	-	1	调压螺母	Screw for presser-adjusting
3	GW153-8	*	*	*	*	*	*	*	*	*	*	*	*	*	*	1	压杆簧	Presser bar spring
4	GZ187-8	*	*	*	*	*	*	*	*	*	*	*	*	*	*	1	压杆	Presser bar
5	GR485/4-8	-	-	-	-	-	-	-	-	-	-	-	-	-	-	1	压脚组件	Presser foot component
	GR327/4-8	*	*	*	*	*	*	*	*	*	*	*	*	*	*	1	压脚组件	Presser foot component
	GR531/4-8	*	*	*	*	*	*	*	*	*	*	*	*	*	*	1	压脚组件	Presser foot component
	GM206-8	-	-	-	-	-	-	-	-	-	-	-	-	-	-	1	高低斜压脚	Presser foot
6	GS231-8	*	*	*	*	*	*	*	*	*	*	*	*	*	*	1	压脚螺钉	Screw of presser foot
7	GR1000-8	-	-	-	-	-	-	-	-	-	-	-	-	-	-	1	保针架	Finger guard
	GR1001-8	-	-	-	-	-	-	-	-	-	-	-	-	-	-	1	保针架	Finger guard
8	GR322-8	*	*	*	*	*	*	*	*	*	*	*	*	*	*	1	压脚扳手	Spanner
	GR733-8	-	-	-	-	-	-	-	-	-	-	-	-	-	-	1	压脚扳手	Spanner
9	GX183-8	*	*	*	*	*	*	*	*	*	*	*	*	*	*	1	压脚扳手销	Spanner pin
	GX166-8	*	*	*	*	*	*	*	*	*	*	*	*	*	*	1	压脚扳手销	Spanner pin
10	GS232-8	*	*	*	*	*	*	*	*	*	*	*	*	*	*	1	压脚扳手销螺钉	Spanner pin screw
11	GR324-8	*	*	*	*	*	*	*	*	*	*	*	*	*	*	1	压杆导架	Presser bar bracket
	GR398-8	-	-	-	-	-	-	-	-	-	-	-	-	-	-	1	压杆导架	Presser bar bracket
12	GS232-8	*	*	*	*	*	*	*	*	*	*	*	*	*	*	1	压杆导架螺钉	Screw of bracket
13	GS235-8	*	*	*	*	*	*	*	*	*	*	*	*	*	*	1	抬压脚拉杆螺钉	Screw of presser foot lever
14	GZ204-8	-	-	-	-	-	-	-	-	-	-	-	-	-	-	1	抬压脚拉杆	Presser foot lever
	GZ217-8	-	-	-	-	-	-	-	-	-	-	-	-	-	-	1	抬压脚拉杆	Presser foot lever
15	GZ188-8	*	*	*	*	*	*	*	*	*	*	*	*	*	*	1	抬压脚拉杆	Presser bar nut
16	GL154-8	*	*	*	*	*	*	*	*	*	*	*	*	*	*	1	抬压脚拉杆螺母	Presser bar nut
17	GW154-8	*	*	*	*	*	*	*	*	*	*	*	*	*	*	2	抬压脚拉杆弹簧	Presser bar spring
18	GO193-8	*	*	*	*	*	*	*	*	*	*	*	*	*	*	1	拉杆弹性挡圈	Presser bar washer
19	GZ190-8	*	*	*	*	*	*	*	*	*	*	*	*	*	*	1	膝提横针拉杆	Rod of horizontal needle
	GZ206-8	-	-	-	-	-	-	-	-	-	-	-	-	-	-	1	膝提横针拉杆	Rod of horizontal needle
20	GZ189-8	*	*	*	*	*	*	*	*	*	*	*	*	*	*	1	抬压脚拉杆	Rod of presser foot
	GZ205-8	-	-	-	-	-	-	-	-	-	-	-	-	-	-	3	抬压脚拉杆	Rod of presser foot
21	GX184-8	-	-	-	-	-	-	-	-	-	-	-	-	-	-	1	开口销	Open-pin
22	GH191-8	*	*	*	*	*	*	*	*	*	*	*	*	*	*	1	板线连杆	Connecting bar
23	GR323-8	*	*	*	*	*	*	*	*	*	*	*	*	*	*	1	板线定位座	Locating base of plate
24	GS233-8	*	*	*	*	*	*	*	*	*	*	*	*	*	*	1	板线连杆螺钉	Screw of connecting bar
25	GR328/10-8	*	*	*	*	*	*	*	*	*	*	*	*	*	*	1	膝提定位座组件	Knee-control locating base component
26	GS236-8	*	*	*	*	*	*	*	*	*	*	*	*	*	*	1	膝提杆座螺钉	Knee-control lever base screw
27	GR539-8	-	-	-	-	-	-	-	-	-	-	-	-	-	-	1	圆形压脚	Presser foot
28	GR540-8	-	-	-	-	-	-	-	-	-	-	-	-	-	-	1	套圈	Ferrule

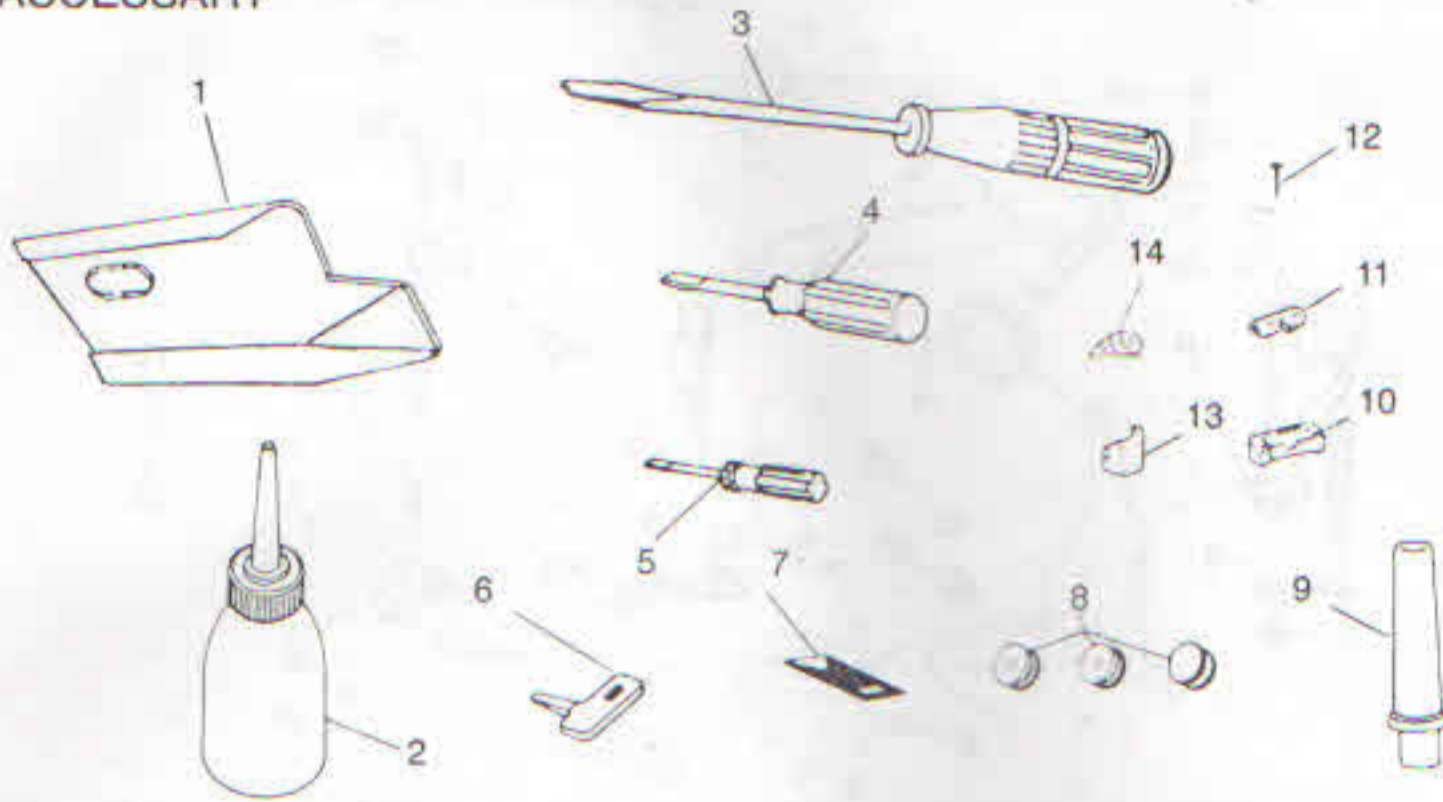
倒顺针距组件

COMPONENTS OF NEEDLE DISTANCE OF REVERSAL STITCH



序号 NO	件号 PART NO.	20120	20130	20130	20140	20150	20153A	20153B	20153-C	20153	201143	457A	457B	457C	457D	数量 QTY	名称 DESCRIPTION
1	GS248-8	*	*	*	*	*	*	*	*	*	*	*	*	*	*	1	针距调节螺杆 Adjusting screw for needle distance
	GS413-8	*	*	*	*	*	*	*	*	*	*	*	*	*	*	1	针距调节螺杆 Adjusting screw for needle distance
2	GX177-8	*	*	*	*	*	*	*	*	*	*	*	*	*	*	1	针距座销 Needle distance base pin
3	GR342/2-8	*	*	*	*	*	*	*	*	*	*	*	*	*	*	1	倒针曲柄组件 Crank component
4	GS142-8	*	*	*	*	*	*	*	*	*	*	*	*	*	*	1	倒针曲柄螺钉 Crank screw
5	GW166-8	*	*	*	*	*	*	*	*	*	*	*	*	*	*	1	倒针复位拉簧 Restoring extension spring of reversal stitch
6	GR339-8	*	*	*	*	*	*	*	*	*	*	*	*	*	*	1	倒针复位拉簧钩 Spring hook
7	GS256-8	*	*	*	*	*	*	*	*	*	*	*	*	*	*	1	倒针复位拉簧钩螺钉 Screw of spring hook
8	GX178-8	*	*	*	*	*	*	*	*	*	*	*	*	*	*	1	倒针扳手轴 Reversal stitch spanner shaft
9	GR338-8	*	*	*	*	*	*	*	*	*	*	*	*	*	*	1	倒针扳手 Spanner of reversal stitch
10	GS247-8	*	*	*	*	*	*	*	*	*	*	*	*	*	*	1	倒针扳手螺钉 Screw of spanner
11	GR735-8	*	*	*	*	*	*	*	*	*	*	*	*	*	*	1	倒针扳手 Spanner of reversal stitch
12	GZ249-8	*	*	*	*	*	*	*	*	*	*	*	*	*	*	1	倒针扳手轴 Reversal stitch spanner shaft
13	GS385-8	*	*	*	*	*	*	*	*	*	*	*	*	*	*	1	倒针调节螺钉 Regulating screw of reversal stitch
14	GR736-8	*	*	*	*	*	*	*	*	*	*	*	*	*	*	1	倒针调节挡板 Regulating plate of reversal stitch
15	GS386-8	*	*	*	*	*	*	*	*	*	*	*	*	*	*	1	调节挡板螺钉 Screw of regulating plate
16	GW200-8	*	*	*	*	*	*	*	*	*	*	*	*	*	*	1	倒针调节螺钉锁紧弹簧 Regulating screw clamping spring
17	GR737-8	*	*	*	*	*	*	*	*	*	*	*	*	*	*	1	倒针调节指示牌 Feed reverse regulating indicating-dial
18	GS42	*	*	*	*	*	*	*	*	*	*	*	*	*	*	2	倒针调节指示牌螺钉 Screw of indicating-dial
19	QW167-8	*	*	*	*	*	*	*	*	*	*	*	*	*	*	1	针距定位钉压簧 Feed regulating stud lock pin spring
20	GX179-8	*	*	*	*	*	*	*	*	*	*	*	*	*	*	1	针距定位钉 Feed regulating stud lock pin
21	GR399-6	*	*	*	*	*	*	*	*	*	*	*	*	*	*	1	针距旋钮 Feed regulating dial
	GR738-8	*	*	*	*	*	*	*	*	*	*	*	*	*	*	1	针距旋钮 Feed regulating dial
23	GO380-8	*	*	*	*	*	*	*	*	*	*	*	*	*	*	1	针距旋钮螺钉垫圈 Feed regulating dial stud washer
24	GS249-8	*	*	*	*	*	*	*	*	*	*	*	*	*	*	1	针距旋钮螺钉 Feed regulating dial stud
	GS387-8	*	*	*	*	*	*	*	*	*	*	*	*	*	*	1	针距旋钮螺钉 Feed regulating dial stud
25	GO204-8	*	*	*	*	*	*	*	*	*	*	*	*	*	*	1	方牙螺母 Toothed nut
26	GS201-8	*	*	*	*	*	*	*	*	*	*	*	*	*	*	1	方牙螺母支头螺钉 Screw of toothed nut

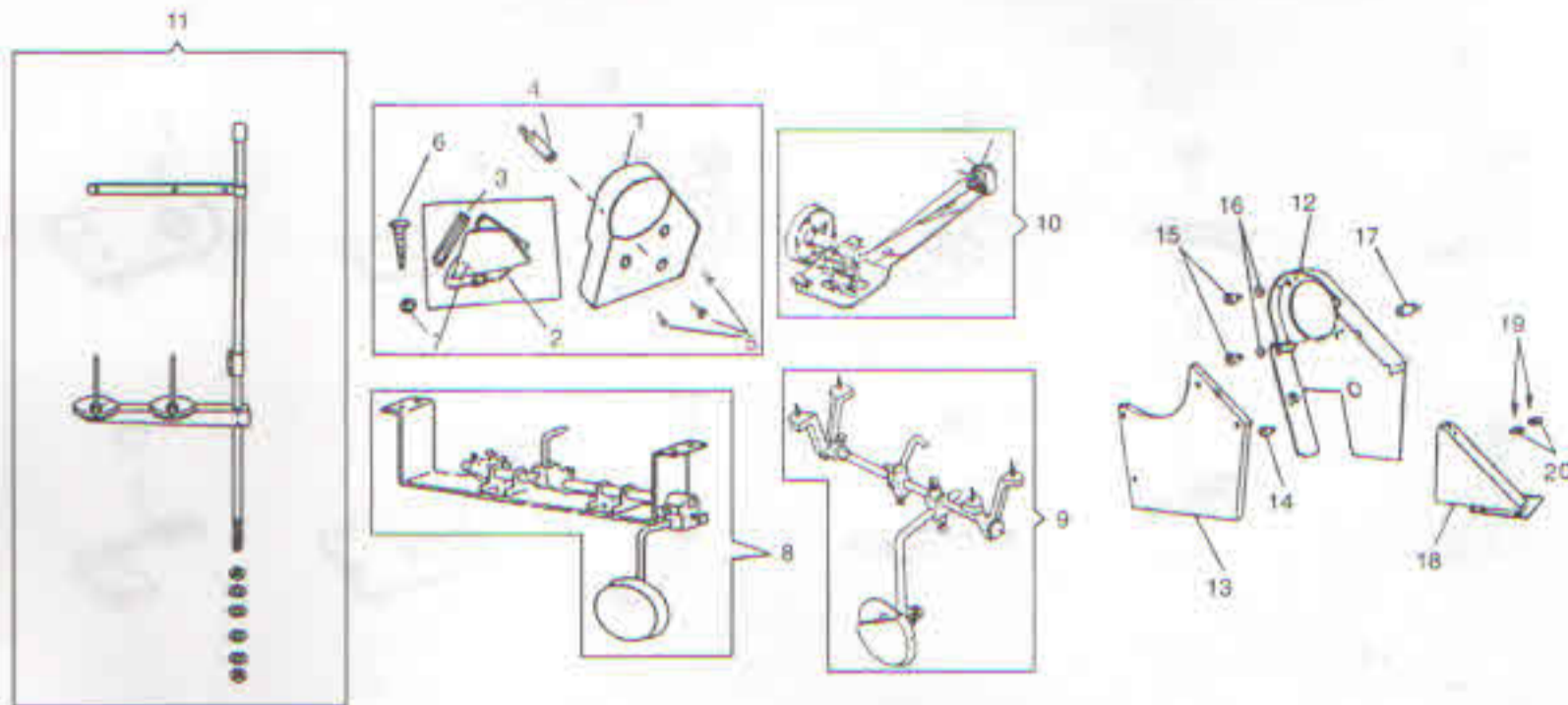
附件  
ACCESSORY



序号 NO	件号 PART NO.	20120	20123D	20133	20143	20153	20155A	20155B	20153-5	20163	201743	457A	457B	457C	457D	数量 QTY	名称 DESCRIPTION
1	GR351-8	*	*	-	-	-	-	-	-	-	-	-	-	-	-	1	大油盘 Oil reservoir
	GR413-8	-	-	*	*	*	*	*	*	*	*	*	*	*	*	1	大油盘 Oil reservoir
	GR404-8	-	-	-	-	-	-	-	-	-	-	-	-	-	-	1	大油盘 Oil reservoir
2	GF117-8	*	*	*	*	*	*	*	*	*	*	*	*	*	*	1	油壶 Oiler
3	GF114-8	*	*	*	*	*	*	*	*	*	*	*	*	*	*	1	螺丝刀(大) Screwdriver(L)
4	GF115-8	*	*	*	*	*	*	*	*	*	*	*	*	*	*	1	螺丝刀(中) Screwdriver(M)
5	GF116-8	*	*	*	*	*	*	*	*	*	*	*	*	*	*	1	螺丝刀(小) Screwdriver(S)
6	GR788-8	-	-	-	-	-	-	-	-	-	-	-	-	-	-	1	T形开刀 T-type open knife
7	GV130-8	*	*	*	*	*	*	*	*	*	*	*	*	*	*	1	机针 Needle
8	GN132-8	*	*	*	*	*	*	*	*	*	*	*	*	*	*	3	梭心 Bobbin
9	GBR211-8	*	*	*	*	*	*	*	*	*	*	*	*	*	*	1	机头柱 Machine head pole
10	GR1593	*	*	*	*	*	*	*	*	*	*	*	*	*	*	1	机头连接钉座 Machine head hinge cushion rubber
11	GR696/2-8	*	*	*	*	*	*	*	*	*	*	*	*	*	*	1	机头连接零件 Machine head hinge complete
12	GBX141-8	*	*	*	*	*	*	*	*	*	*	*	*	*	*	8	机头座圈钉 Oil reservoir nail
13	GBR204-8	*	*	*	*	*	*	*	*	*	*	*	*	*	*	2	机头座垫 Machine head cushion
14	GBR205-8	*	*	*	*	*	*	*	*	*	*	*	*	*	*	2	机头座垫 Machine head cushion

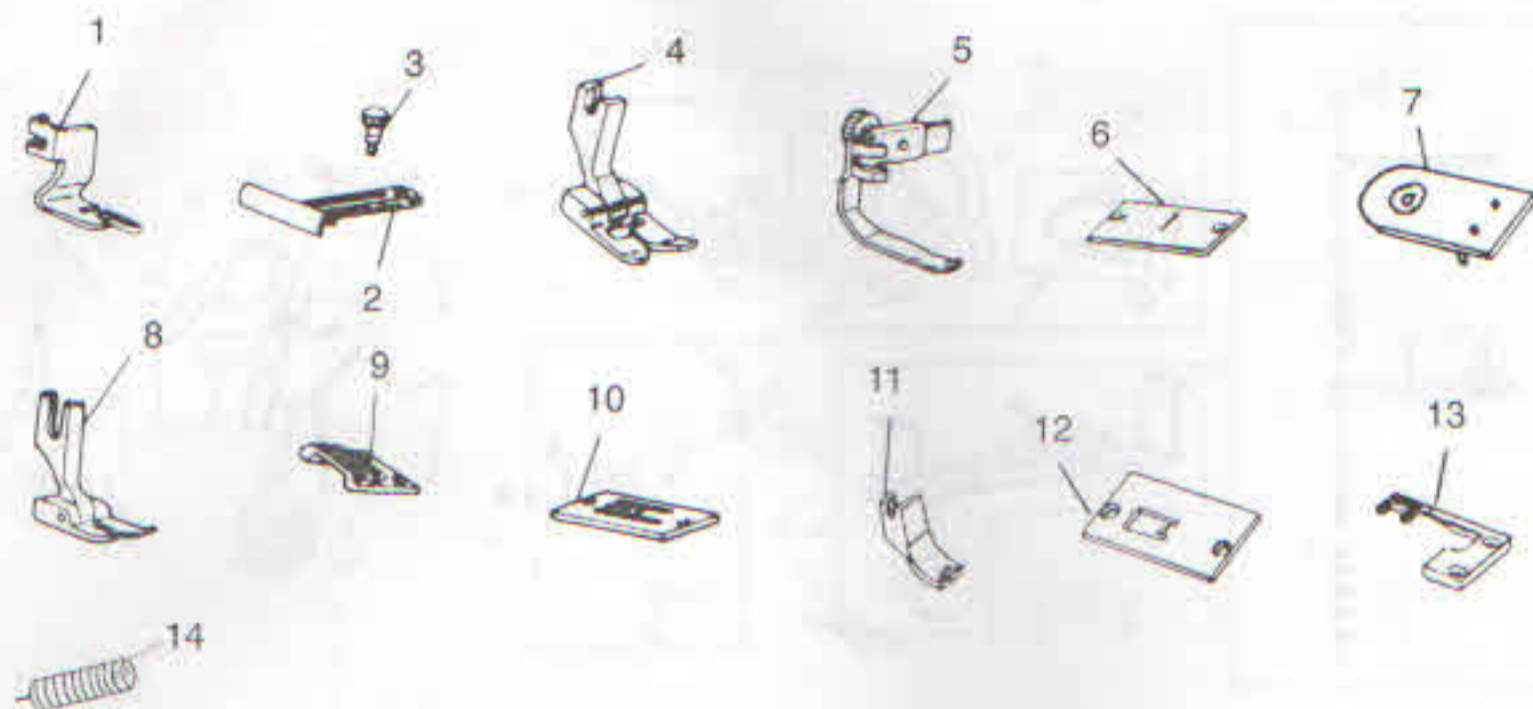
皮带罩、过线器、绕线器、膝提组件

BELT COVER/THREAD-RUNNING COMPONENTS/BOBBIN WINDER/KNEE LIFTER ASSEMBLY



序号 NO	件号 PART NO	20023	20023C	20033	20043	20053	20053A	20053B	20053-E	20063	200143	457A	457B	457C	457D	数量 QTY	名称 DESCRIPTION
1	GR526-8	*	*	*	*	*	*	*	*	*	*	*	*	*	*	1	上轮罩壳 Hand wheel cover
2	GK155-8	-	-	*	*	-	-	-	-	*	*	*	*	*	*	1	上轮后罩壳 Hand wheel back cover
3	GK156-8	-	-	*	*	-	-	-	-	*	*	*	*	*	*	1	上轮后罩壳盖 Hand wheel back cover cap
4	GS654-8	-	-	*	*	-	-	-	-	*	*	*	*	*	*	1	后罩壳支柱 Back cover pole
5	GS360-8	-	-	*	*	-	-	-	-	*	*	*	*	*	*	3	罩壳支柱螺钉 Pole screw
6	GBS204-8	-	-	*	*	-	-	-	-	*	*	*	*	*	*	2	后罩壳安装木螺钉 Back cover wood screw
7	GBR210-8	-	-	*	*	-	-	-	-	*	*	*	*	*	*	2	木螺钉垫圈 Wood screw washer
8	GR1315/18-8	-	-	*	*	-	-	-	-	*	*	*	*	*	*	1	膝提组件 Knee lifter complete
9	GR1110/18-8	*	*	*	*	-	-	-	-	*	*	*	*	*	*	1	膝提组件 Knee lifter complete
10	GR759/25-8	*	*	*	*	-	-	-	-	*	*	*	*	*	*	1	绕线器部件 Thread-winding component
11	GR760/25-8	*	*	*	*	*	*	*	*	*	*	*	*	*	*	1	双线架组件 Thread stand
12	GS3341-8	-	-	*	*	*	*	*	*	*	*	*	*	*	*	1	防护罩前盖板 Belt guard (upper)
13	GS2330-8	-	-	*	*	*	*	*	*	*	*	*	*	*	*	1	防护罩面盖板 Belt guard (upper) cover
14	GR3342-8	-	-	*	*	*	*	*	*	*	*	*	*	*	*	1	防护罩大螺钉 Belt guard (upper) screw
15	GR3343-8	-	-	*	*	*	*	*	*	*	*	*	*	*	*	2	防护罩小螺钉 Belt guard (upper) screw
16	GO2332-8	-	-	*	*	*	*	*	*	*	*	*	*	*	*	2	小螺钉垫片 Belt guard (upper) screw washer
17	GS3344-8	-	-	*	*	*	*	*	*	*	*	*	*	*	*	1	支承螺钉 Belt guard (upper) screw stud
18	GR2332-8	-	-	*	*	*	*	*	*	*	*	*	*	*	*	1	皮带后罩 Belt guard (lower)
19	GS204-8	-	-	*	*	*	*	*	*	*	*	*	*	*	*	2	皮带后罩螺钉 Belt guard (lower) wood screw
20	GR210-8	-	-	*	*	*	*	*	*	*	*	*	*	*	*	2	螺钉垫圈 Belt guard (lower) wood screw washer

备用件  
STANDBY PARTS



序号 NO	件号 PART NO.	20U23	20U23D	20U33	20U43	20U53	20U53A	20U53B	20U53C	20U63	20U143	457A	457B	457C	457D	数量 QTY	名称 DESCRIPTION
1	FM108-8	-	-	*	*	*	*	*	*	*	*	*	*	*	*	1	包边压脚 Hemmer foot
2	FM105-8	-	-	*	*	*	*	*	*	*	*	*	*	*	*	1	包边挡板 Hemmer edge guide
3	GS655-8	-	-	*	*	*	*	*	*	*	*	*	*	*	*	1	包边挡板螺钉 Hwm edge guide screw
4	GM172-8	-	-	*	*	*	*	*	*	*	*	*	*	*	*	1	扣眼压脚 Buttonhole foot
5	FM109/3-8	-	-	*	*	*	*	*	*	*	*	*	*	*	*	1	拉链缝压脚组件 Zipper foot complete
6	GM134-8	-	-	*	*	*	*	*	*	*	*	*	*	*	*	1	绣花板 Emboidery plate
7	GM134/4-8	-	-	*	*	*	*	*	*	*	*	*	*	*	*	1	绣花板 Emboidery plate
8	FM107/4-8	-	-	*	*	*	*	*	*	*	*	*	*	*	*	1	平缝压脚部件 Straight stitch foot complete
9	FM106-8	-	-	*	*	*	*	*	*	*	*	*	*	*	*	1	平缝送料牙 Straight stitch feed dog
10	FM104-8	-	-	*	*	*	*	*	*	*	*	*	*	*	*	1	平缝针板 Straight stitch throat plate
11	FM103-8	-	-	*	*	*	*	*	*	*	*	*	*	*	*	1	包梗压脚 Hem stem presser foot
12	FM100-8	-	-	*	*	*	*	*	*	*	*	*	*	*	*	1	包梗针板 Hem stem needle plate
13	FM101-8	-	-	*	*	*	*	*	*	*	*	*	*	*	*	1	包梗送料牙 Hem stem feed dog
14	GS200-8	-	-	*	*	*	*	*	*	*	*	*	*	*	*	2	上轮螺钉 Upper wheel screw