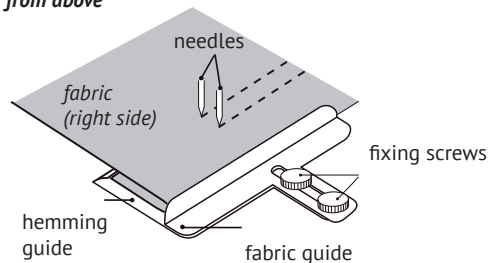


Hemming Guide

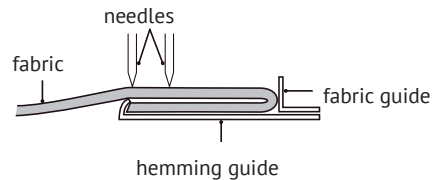
Article number: B0-75A01 (combination machines and coverstitch machines)

The use of this guide enables precise and straight hemming as well as sewing in the round. This guide is not recommended for sewing curves. The straight edge can be moved so that the distance between the needles and the fabric edge can be varied – up to a maximum width of approx. 3.5 cm.

from above

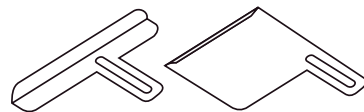


from side



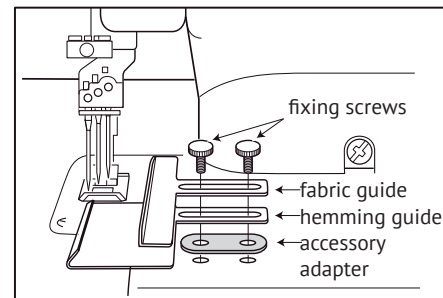
fabric guide

hemming guide



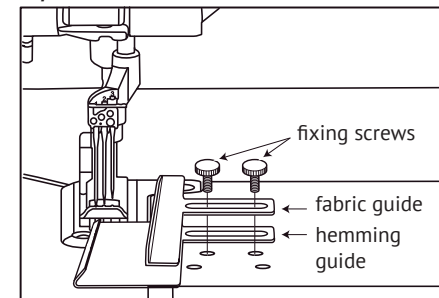
Attachment order:

for coverstitch



Accessory adapter and fixing screws are included with the machine

for desire₃, Aspire, Gloria, Ovation, Euphoria and Primo



Does not require the accessory adapter